

Fréttarit KOS

Nr. 34

**Tölur síðustu 6 mánuði arsins 2006
og fyrstu 6 mánuði ársins 2007**

KJARARANNSÓKNARNEFND OPINBERRA STARFSMANNA (KOS)
skipa nú eftirtaldir aðilar:

Fulltrúar atvinnurekenda:

Birgir Björn Sigurjónsson
Gunnar Björnsson
Karl Björnsson
- óskipað
- óskipað

Fulltrúar launafólks:

Eiríkur Jónsson
Halldóra Friðjónsdóttir
Helga Jónsdóttir
Ragnar Ingimundarson
- óskipað

Framkvæmdastjórn **KOS** skipa:

Birgir Björn Sigurjónsson, Halldóra Friðjónsdóttir, Ragnar Ingimundarson
og - óskipað

Skrifstofa **KOS**

Framkvæmdastjóri : Geir Thorsteinsson
Fulltrúi : óráðið

Heimilisfang :

KJARARANNSÓKNARNEFND OPINBERRA STARFSMANNA
BORGARTÚNI 21, 4. hæð.
105 REYKJAVÍK

Síminn hjá KOS er: 562 - 6030

Netfang: kos@simnet.is
Heimasíða: <http://www.simnet.is/kos>

EFTIRPRENTUN ER HEIMIL ÚR RITINU, ENDA SÉ UPPRUNA GETIÐ

ISSN 1027-4081

KJARARANNSÓKNARNEFND OPINBERRA STARFSMANNA starfar samkvæmt 34. grein laga nr. 94/1986 um kjarasamninga opinberra starfsmanna, sem hljóðar þannig:

Á vegum þeirra aðila, sem lög þessi taka til, starfi nefnd er annist kjararannsóknir og aðra upplýsingaöflun vegna kjarasamninga.

Nefndin skal skipuð jafnmörgum fulltrúum stéttarfélagum og vinnuveitenda samkvæmt nánari ákvæðum í reglugerð sem sett skal að fengnum tillögum heildarsamtaka opinberra starfsmanna og Sambands íslenskra sveitarfélaga.

Nefndin setur sér starfsreglur, m.a. um starfssvið og starfshætti.

Kostnaður við störf nefndarinnar greiðist úr ríkissjóði.

FRÉTTARIT KOS

Nr. 34

Október 2007

Tölur síðustu 6 mánuði ársins 2006
og fyrstu 6 mánuði ársins 2007

Útgefandi: **Kjararannsóknarnefnd
opinberra starfsmanna**

Skrifstofa KOS: Borgartúni 21, 4. hæð
105 REYKJAVÍK
Sími: 562-6030

Netfang: kos@simnet.is

Heimasíða KOS: <http://www.simnet.is/kos>

Efnisyfirlit

1. Fréttarit KOS Nr. 34

1.1	Skýringar	5
1.2	Frá framkvæmdastjórn KOS	7
1.3	Listi yfir stéttarfélög og hópa sem eru í heftinu	8

2. Starfsmenn ríkis og Reykjavíkurborgar

2.1	Yfirlit um skiptingu og fjölda opinberra starfsmanna	9
2.2	Meðallaun opinberra starfsmanna ríkis og Reykjavíkurborgar	10
2.3	Dreifing dagvinnulauna stéttarféлага og hópa eftir kyni í maí 2007.....	12

3. Meðaltal dagvinnulauna, yfirvinnulauna og annarra launa

3.1	BSRB ríkisstarfsmenn	17
3.2	BHM, ríkisstarfsmenn	21
3.3	Kennarasamband Íslands, ríkisstarfsmenn	34
3.4	Ýmsir, ríkisstarfsmenn	35
3.5	Starfsmenn Reykjavíkurborgar.....	42

4. Ýmislegt

4.1	Vísitala neysliverðs (framfærsluvísitala) með grunn 1981:	46
-----	---	----

1. Fréttarit KOS

1.1 Skýringar

Í þessari útgáfu eru starfsmenn ríkisins, sem fá greidd laun sem unnin eru í launavinnslukerfi ríkisins og starfsmenn Reykjavíkurborgar sem fá laun greidd úr launakerfi Reykjavíkurborgar. Væntanlega verður unnið að því að taka inn

hópa frá fleiri bæjar- og sveitarfélögum og fyrst um sinn er miðað við að fá tölur frá öllum kaupstöðum svo og öðrum sveitarfélögum, sem hafa fleiri en 1000 íbúa.

Skýringar:

GR. STG.	=	Greidd stöðugildi í dagvinnu (Stg.)
STÖDUGILDI	=	Samanlagt starfshlutfall starfsmanna í hverjum hóp. (STG).
DAGVINNUL.	=	Laun og aðrar greiðslur sem greiddar eru fyrir dagvinnutíma, (DI.)
YFIRV.L.	=	Greidd laun fyrir yfirvinnu. (YI.)
ÖNNUR L.	=	Öll önnur greidd laun á launaseðlum. (ÖL.)
HEILDARL.	=	Summan af dagvinnulaunum, yfirvinnulaunum og öðrum launum (HI.)
MEÐAL MÁN- AÐARLAUN	=	Summa dagvinnulauna deilt með summu stöðugilda fyrir hvert félag eða hóp

Breyting var gerð á vinnslu dagvinnulauna frá og með 1990. Öll laun sem tilheyra dagvinnu reiknast nú sem dagvinnulaun og um leið reiknast þau yfir í hlutfall stöðugilda og koma þar einnig til viðbótar.

Á undanförunum árum hafa orðið breytingar á aðild stéttarfélaganna að bandalögum og hópar starfsmanna, sem áður voru í tilteknu stéttarfélagi, hafa stofnað ný en dæmi eru einnig um stéttarfélög sem hafa sameinast. Þá hafa orðið umfangsmiklar breytingar á tímabilinu á

hópunum „Kjaradómur“ og „Utan félaganna“ einkum vegna setningar laga nr. 120/1992 um Kjaradóm og kjaranefnd, sem leiddi m.a. til þess að stofnað var til hópsins „Kjaranefnd“ frá mars 1993. Í kjölfar setningar laga nr. 70/1996 og afleiddra lagabreytinga á sérlögum hafa enn orðið tilfærslur í hópunum „Kjaradómur“ og „Kjaranefnd“. Þessar breytingar hafa falið í sér að einstaklingar sem voru yfirleitt áður í stéttarfélögum (háskólamanna) hafa verið settir undir Kjaradóm og Kjaranefnd. Kjararáð tekur að meginhluta við ákvörðun launa sem

áður voru hjá Kjaradómi og Kjaranefnd samkæmt lögum um Kjaraáð frá 3. júní 2006. Þá var með lögum ákveðið að frá 1. ágúst 1996 skyldu kennarar og skólastjórnendur við grunnskóla vera starfsmenn sveitarfélaga. Ekki eru gerðar sérstakar ráðstafanir til að reikna hópa, félög eða bandalög afturvirk út frá breyttum forsendum. Í flestum tilvikum byrja

slíkir hópar eða félög frá þeim tíma sem til þeirra er stofnað. Stjórnumerkt er við slík félög og getið upphafstímabilis sem kaupmáttarútreikningur miðast við.

Athuga ber að meðaltölur launa sumarmánaða eru að jafnaði lægri en aðra mánuði vegna afleysinga og ráðninga sumarfólks.

Ástæða er til að vekja sérstaka athygli á breyttum hlutföllum launategunda hjá mörgum stéttarfélögum, sem m.a. má rekja til nýja launakerfisins, sem tók gildi í kjölfar kjarasamninga á árabílinu 1997 - 2002. Dagvinnulaunahluti þeirra eykst en yfirvinnuhluti minnkar.

Jafnframt geta verið sveiflur í launum á milli mánaða hjá einstökum stéttarfélögum og/eða hópum vegna afturvirkra leiðréttinga á launum.

1.2 Frá framkvæmdastjórn KOS

Í þessu hefti KOS eru upplýsingar á grunni frá og með árinu 1990. Eins og áður er unnið úr öllum greiddum launum frá viðkomandi launaskrifstofum.

Kosturinn við þessar upplýsingar, umfram þær sem fást við kaup og kjör annarra en þeirra er vinna hjá ríki og borg, er að hér er **ekki um úrtak** að ræða. Upplýsingarnar ná til launa, sem skráð eru í launavinnslukerfi ríkisins og launavinnslukerfi Reykjavíkurborgar. Þar með er ekki sagt að efnið sé gallalaust.

Tölurnar sýna laun allra þeirra, sem í starfi eru á hverjum tíma. Þetta getur valdið erfiðleikum í samanburði. T.d. lækka meðaldagvinnulaun flestra stéttarféлага yfir sumarmánuðina, vegna þess að sumarafleysingafólkið kemur inn í lægstu starfsaldursþrepin og verður að taka tillit til þess, þegar sumarmánuðirnir eru bornir saman við aðra mánuði.

Meðallaun og kaupmáttur lítilla hópa, geta breyst mjög mikið við það eitt, að nokkrir starfsmenn í efsta starfsaldursþrepi fara á eftirlaun en nýliðar taka við.

Stærsta vandamálið er þó að ná í samanburðarhæfar tölur um laun og aðrar greiðslur til launþega á almennum vinnu- og þeirra opinberu starfsmanna sem ekki eru í launavinnslukerfi ríkisins eða launavinnslukerfi Reykjavíkurborgar

KOS vinnur að því m.a. að finna leiðir til að endurbæta talnaefnið með tilliti til ofantalinna þátta.

Breytingar voru gerðar á útliti og innihaldi 20. Fréttarits KOS. Meðallaun á félög og hópa voru kyngreind, ef fjöldi karla eða kvenna nær 10 stöðugildum. Myndir sýna nú dreifingu dagvinnulauna innan hvers félags/hóps. Markmiðið með breytingunum er að gefa lesendum betri upplýsingar. Ætlunin er að fitja upp á frekari breytingum í framtíðinni.

Mjög hefur dregist að birta tölur fyrir árin 2005 og 2006 vegna tafa á skilum talnaefnis frá ríkinu.

1.3 Listi yfir stéttarfélög og hópa sem eru í heftinu

BSRB, ríkisstarfsmenn

Félag flugmálastarfsmanna ríkisins
Félag starfsmanna stjórnarráðsins
Landssamband Lögreglumanna
Sjúkraliðafélag Íslands
Starfsmannafélag ríkisútvarpsins
SFR -stéttarfélag í almannajónustu
Tollvarðafélag Íslands
BSRB félögin hjá ríkinu, alls

BHM, ríkisstarfsmenn

Félag tækniháskólakennara
Kennarafélag Kennaraháskóla Íslands
Dýralæknafélag Íslands
Sálfræðingafélag Íslands
Stéttarfélag sjúkraþjálfara
Iðjuþjálfafélag Íslands
Félagsráðgjafafélag Íslands
Félag lífeindafræðinga
Félag geislafræðinga
Félag íslenskra náttúrufræðinga
Félag íslenskra félagsvísindamanna
Félag íslenskra fræða - kjaradeild
Leikarafélag Íslands
Ljósmeðrafélag Íslands
Stéttarfélag bókasafns- og upplýsingafræðinga
Félag fréttamanna
Félag háskólakennara
Félag háskólakennara á Akureyri
Fél. háskólamenntaðra. starfsm. stjórnarráðsins
Félag íslenskra hjúkrunarfræðinga
Kjarafélag viðskiptafræðinga og hagfræðingar
Stéttarfél. háskólam. á matvæla- og nærings sviði
Stéttarfélag lögfræðinga
Útgardur
Þroskaþjálfafélag Íslands
BHM félögin hjá ríkinu, alls

Kennarasamband Íslands

Kennarasamband Íslands framhaldsskólar

Ýmsir hópar ríkisstarfsmanna

Félag íslenskra flugumferðarstjóra
Kjarafélag Tæknifræðingafélags Íslands
Læknafélag Íslands
Starfsmannafél. Sinfóníuhlj. Íslands
Stéttarfélag verkfræðinga
Heilsugæslulæknar
Kjaranefnd prófessorar
Kjaradómur
Kjaradómur, dómara
Kjaranefnd
Utan félaga
Kjaranefnd prestar þjóðkirkjunnar
Stéttarfélag íslenskra lyfjafræðinga
Félag starfsmanna Alþingis
Starfsmannafélag ríkisendurskoðunar

Reykjavíkurborg

Starfsmannafélag Reykjavíkurborgar án háskólahóps
Starfsmannafélag Reykjavíkurborgar, háskólahópur
Starfsmannafélag Reykjavíkurborgar alls
Félag leikskólakennara hjá Reykjavíkurborg
Sjúkraliðafélag Íslands
Háskólahópur innan BHM
Háskólahópur utan bandalaga
Grunnskólar hjá Reykjavíkurborg

Önnur sveitarfélög.

Kos hefur m.a. að markmiði að safna upplýsingum frá öllum kaupstöðum og heim sveitarfélögum sem hafa 1000 íbúa eða fleiri. Í þessu hefti KOS eru ekki upplýsingar frá öðrum sveitarfélögum en Reykjavíkurborg, vegna starfsmannaskorts.

2. Starfsmenn ríkis og Reykjavíkurborgar

Hér á eftir fer yfirlit um samsetningu hópa og bandalaga skipt eftir kyni, upplýsingar um meðallaun og að síðustu

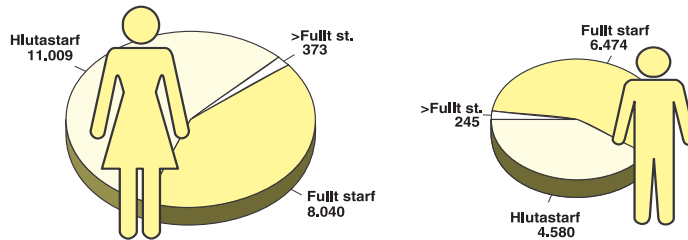
dreifing dagvinnulauna karla og kvenna skipt eftir stéttarfélögum/hópum.

2.1 Yfirlit um skiptingu og fjölda opinberra starfsmanna ríkis og Reykjavíkurborgar í maí 2007

Alls voru 30.721 einstaklingar í gagnasafninu í maí 2007. Það svarar til rúmlega 17,6 % af fjölda vinnandi manna

á Íslandi. Konur voru 19.422 og karlar voru 11.299.

Mynd 2.1.1. Skipting fjölda eftir kyni og hlutfalli starfs



Taflan hér á eftir sýnir skiptingu starfsmanna eftir kyni og starfshlutfalli innan bandalaga og hópa. Eingöngu er um að ræða ríkisstarfsmenn neðangreindra bandalaga og hópa.

Tölurnar fyrir Reykjavíkurborg sýna skiptingu allra opinberra starfsmanna Reykjavíkurborgar.

Tafla 2.1.1 Skipting fjölda eftir hópum, kynjum og hlutfalli starfs.

Hópur	Kyn	Hlutastarf		Fullt starf		>Fullt starf		Samtölur	
		Fjöldi	Hlutfall	Fjöldi	Hlutfall	Fjöldi	Hlutfall	Fjöldi	Hlutfall
BSRB ríkisstarfsmenn	Karlar	1.105	35,35%	1.923	61,52%	98	3,13%	3.126	100,00%
	Konur	3.738	61,33%	2.256	37,01%	101	1,66%	6.095	100,00%
BHM ríkisstarfsmenn	Karlar	416	22,82%	1.365	74,88%	42	2,30%	1.823	100,00%
	Konur	2.763	54,73%	2.151	42,61%	134	2,65%	5.048	100,00%
Kennarasamband Íslands	Karlar	135	18,15%	599	80,51%	10	1,34%	744	100,00%
	Konur	281	32,52%	566	65,51%	17	1,97%	864	100,00%
Ýmsir ríkisstarfsmenn	Karlar	505	25,28%	1.431	71,62%	62	3,10%	1.998	100,00%
	Konur	249	30,63%	544	66,91%	20	2,46%	813	100,00%
Starfsmenn Reykjavíkurborgar	Karlar	760	43,93%	950	54,91%	20	1,16%	1.730	100,00%
	Konur	2.166	47,96%	2.283	50,55%	67	1,48%	4.516	100,00%

Hlutfallstölur eru reiknaðar af heildarfjölda einstaklinga innan hvers kyns innan hvers hóps eða bandalags

2.2 Meðallaun opinberra starfsmanna ríkis og Reykjavíkur- borgar frá og með 1. ársfjórðungi 1987. Kaupmáttur miðast við meðaltal ársins 1990 = 100

Ár	Stg.	DI.	Breyting	HI.	Breyting	Km.DI	Km.HI.
1987	16.805,15	49.904		71.855		117,12	115,94
1988	17.515,13	61.496	23,23%	87.804	22,20%	114,76	112,65
1989	18.064,45	68.203	10,91%	97.777	11,36%	105,41	103,89
1990	18.486,49	74.761	9,62%	108.744	11,22%	100,00	100,00
1991	18.497,11	81.604	9,15%	121.686	11,90%	102,21	104,78
1992	19.011,68	84.693	3,79%	126.520	3,97%	102,01	104,77
1993	19.093,22	86.323	1,92%	128.262	1,38%	99,93	102,08
1994	19.539,24	87.785	1,69%	132.140	3,02%	100,06	103,55
1995	19.856,16	92.178	5,00%	138.914	5,13%	103,36	107,09
1996	19.786,59	99.605	8,06%	150.291	8,19%	109,23	113,31
1997	19.016,52	105.545	5,96%	160.072	6,51%	113,71	118,56
1998	17.511,81	131.229	24,33%	189.300	18,26%	138,99	137,84
1999	16.845,24	144.540	10,14%	207.022	9,36%	148,30	146,03
2000	17.980,55	154.867	7,14%	223.304	7,86%	151,11	149,79
2001	17.910,40	178.289	15,12%	252.606	13,12%	163,51	159,27
2002	18.813,88	198.185	11,16%	275.224	8,95%	172,81	164,99
2003	19.080,98	210.850	6,39%	291.807	6,03%	180,16	171,41
2004	19.023,82	220.330	4,50%	303.079	3,86%	182,49	172,58
2005	18.025,64	232.064	5,33%	313.565	3,46%	184,81	171,68
2006	19.671,09	263.718	13,64%	362.009	15,45%	196,88	185,80

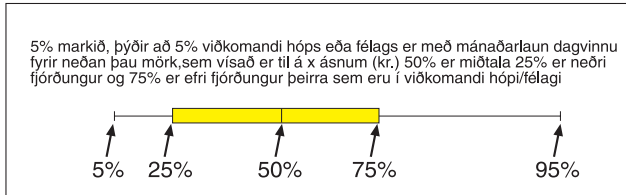
Ár	Ársfj.	Stg.	DI.	Breyting	HI.	Breyting	Km.DI	Km.HI.
1987	1	16.278,38	45.924		67.405		116,34	117,40
	2	16.902,54	48.539	5,69%	71.362	5,87%	117,77	119,04
	3	17.192,63	49.911	2,83%	67.825	-4,96%	114,64	107,10
	4	16.847,04	55.113	10,42%	80.764	19,08%	119,25	120,15
1988	1	16.921,24	57.982	5,21%	84.801	5,00%	117,16	117,81
	2	17.526,45	60.208	3,84%	86.140	1,58%	116,16	114,25
	3	18.013,09	63.401	5,30%	85.895	-0,28%	113,09	105,34
	4	17.599,75	64.208	1,27%	94.302	9,79%	112,71	113,80
1989	1	17.743,25	64.779	0,89%	95.078	0,82%	109,56	110,56
	2	18.210,10	67.116	3,61%	96.240	1,22%	106,13	104,63
	3	18.495,68	68.825	2,55%	94.171	-2,15%	103,70	97,55
	4	17.808,75	72.078	4,73%	105.782	12,33%	102,84	103,76
1990	1	18.022,80	73.616	2,13%	105.445	-0,32%	101,17	99,63
	2	18.304,75	74.121	0,69%	107.576	2,02%	99,63	99,41
	3	19.252,42	74.731	0,82%	102.054	-5,13%	98,85	92,80
	4	18.366,00	76.555	2,44%	120.158	17,74%	100,35	108,29
1991	1	17.878,81	79.648	4,04%	119.665	-0,41%	103,07	106,46
	2	18.667,43	81.055	1,77%	121.795	1,78%	102,83	106,23
	3	19.288,88	82.025	1,20%	114.704	-5,82%	101,33	97,42
	4	18.153,31	83.649	1,98%	130.983	14,19%	101,61	109,39
1992	1	18.659,89	83.934	0,34%	125.462	-4,22%	101,42	104,23
	2	19.206,39	84.287	0,42%	127.366	1,52%	101,76	105,72
	3	19.584,69	84.367	0,09%	117.116	-8,05%	101,43	96,80
	4	18.595,74	86.217	2,19%	136.610	16,65%	103,48	112,72
1993	1	18.531,27	86.341	0,14%	127.949	-6,34%	101,57	103,48
	2	19.210,56	85.963	-0,44%	127.954	0,00%	100,39	102,73
	3	19.799,55	85.587	-0,44%	119.030	-6,97%	98,32	94,01
	4	18.831,49	87.448	2,17%	138.590	16,43%	99,53	108,44
1994	1	18.910,64	88.049	0,69%	130.674	-5,71%	100,78	102,83
	2	19.690,19	87.544	-0,57%	134.501	2,93%	99,94	105,56
	3	20.252,67	86.956	-0,67%	122.102	-9,22%	98,88	95,46
	4	19.303,45	88.641	1,94%	141.699	16,05%	100,72	110,69
1995	1	17.890,62	89.188	0,62%	134.113	-5,35%	100,53	103,93
	2	20.408,56	91.493	2,58%	140.400	4,69%	103,17	108,85
	3	21.116,89	92.109	0,67%	128.459	-8,50%	103,03	98,78
	4	20.008,56	95.622	3,81%	152.724	18,89%	106,35	116,77
1996	1	20.040,51	99.458	4,01%	149.069	-2,39%	110,15	113,50
	2	20.781,34	99.189	-0,27%	150.624	1,04%	109,06	113,86
	3	20.330,94	98.658	-0,54%	138.882	-7,80%	107,69	104,22
	4	17.993,58	101.318	2,70%	164.159	18,20%	110,25	122,81
1997	1	18.517,27	101.711	0,39%	159.611	-2,77%	110,60	115,92
	2	19.308,21	103.895	2,15%	164.881	3,30%	112,22	118,90
	3	19.843,03	105.106	1,17%	153.364	-6,99%	112,88	110,00
	4	18.397,58	111.610	6,19%	182.644	19,09%	119,21	130,01
1998	1	16.957,25	126.325	13,18%	182.724	0,04%	134,40	133,66
	2	17.644,34	130.526	3,33%	189.726	3,83%	137,94	137,85
	3	18.127,02	132.073	1,19%	179.207	-5,54%	140,04	130,63
	4	17.318,64	135.862	2,87%	205.869	14,88%	143,41	149,40

2.3 Dreifing dagvinnulauna stéttarfélaga og hópa eftir kyni í maí 2007.

Hér á eftir eru sýnd gröf, þar sem er búið að reikna dreifingu mánaðarlauna í dagvinnu hjá stéttarfélögum/hópum. Miðað er við maímánuð 2007 og dagvinnulaun mánaðarins eru eins og áður uppreiknuð

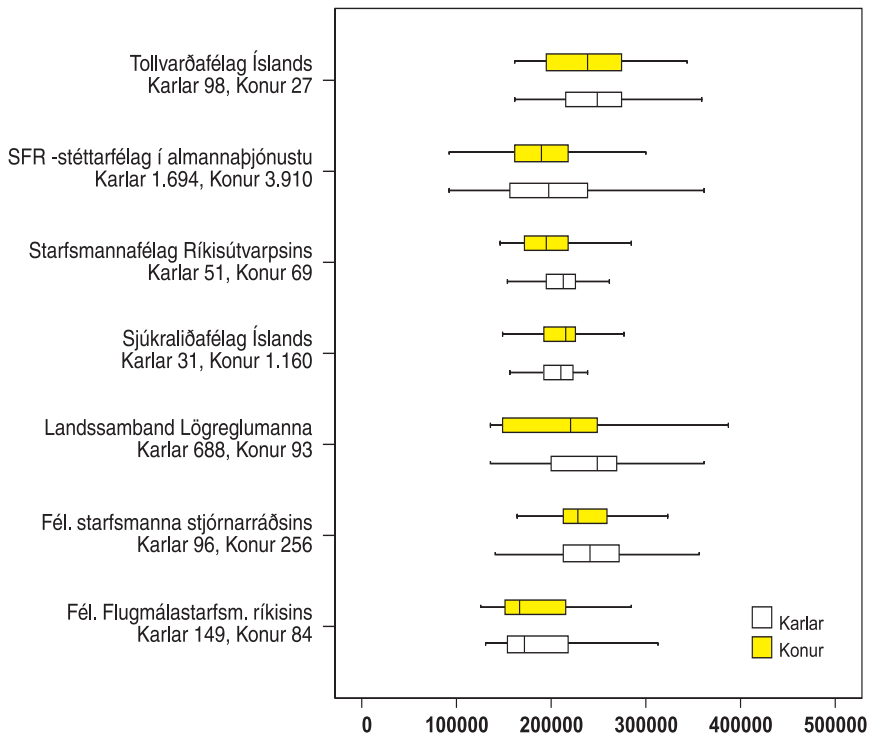
miðað við fullt starf. Starfsmönnum með minna en 10% starf var sleppt. Fjöldi starfsmanna af hvoru kyni er sýndur fyrir neðan nafn hvers félags/hóps.

Skýring:



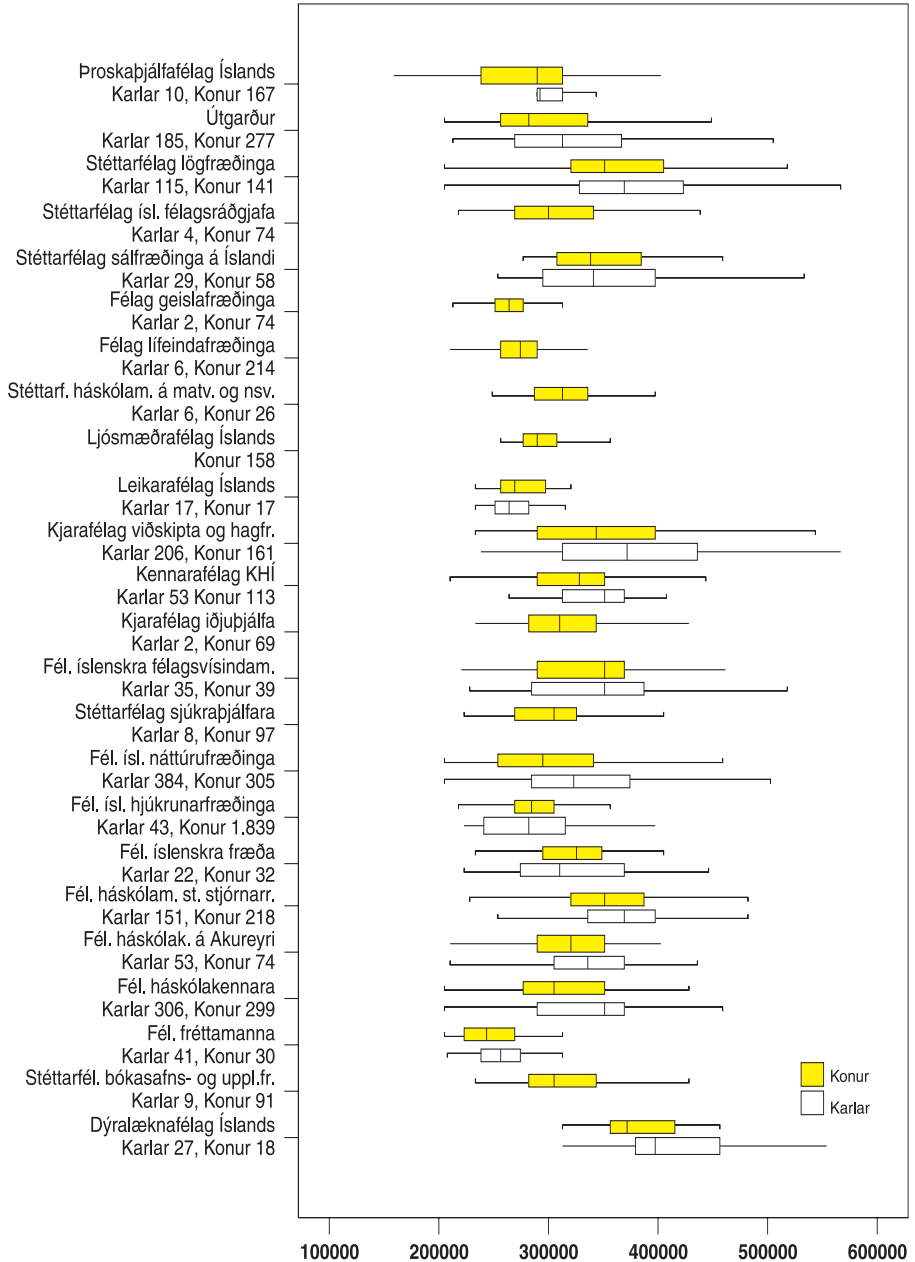
Mynd 2.3.1

*Dreifing dagvinnulauna í maí 2007
BSRB ríkisstarfsmenn*



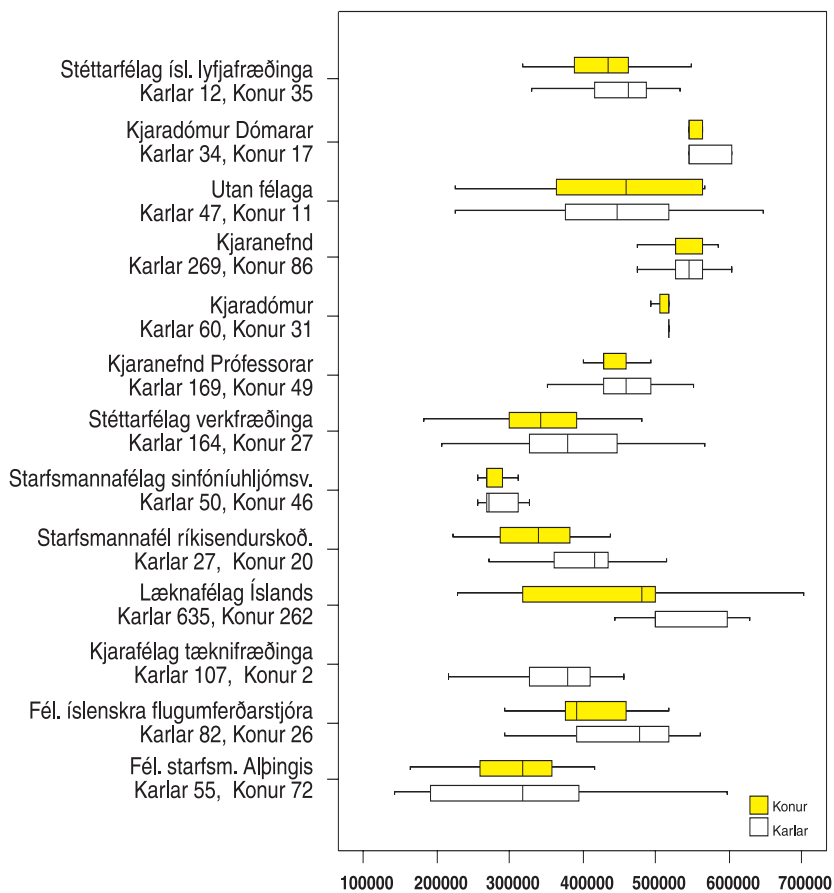
Mynd 2.3.2

Dreifing dagvinnulauna í maí 2007
BHM ríkisstarfsmenn



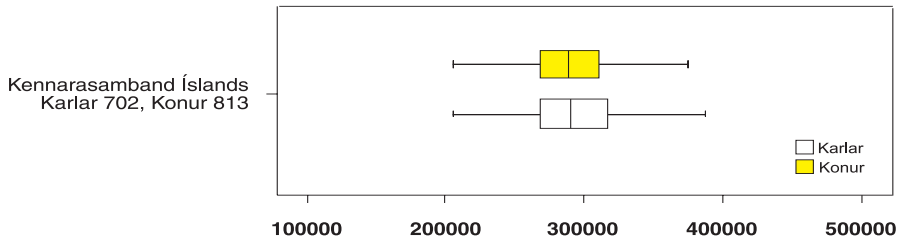
Mynd 2.3.3

*Dreifing dagvinnulauna í maí 2007
YMSIR ríkisstarfsmenn*



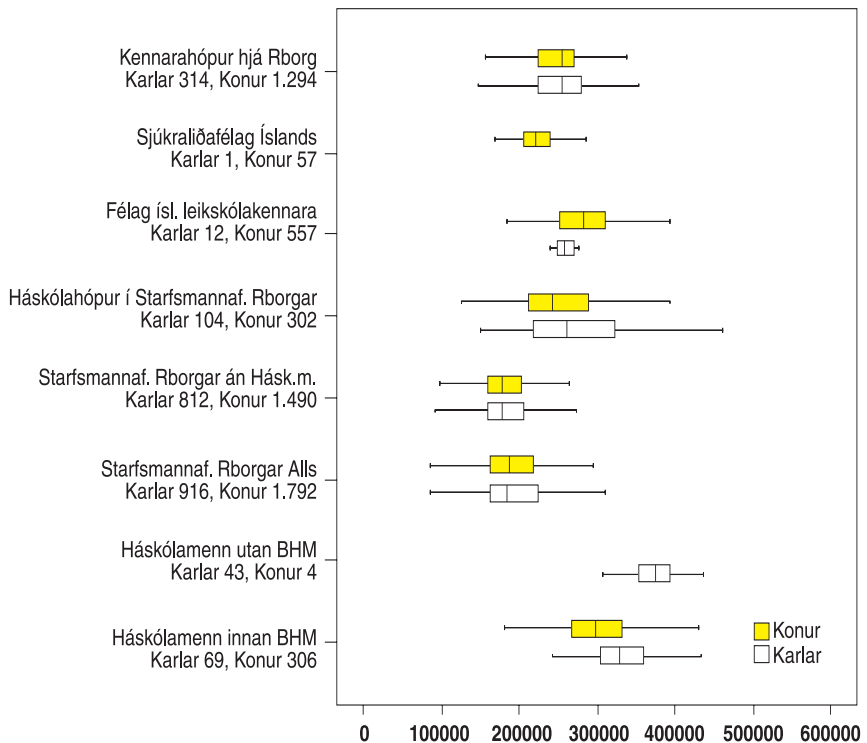
Mynd 2.3.4

*Dreifing dagvinnulauna í maí 2007
Kennarasamband Íslands ríkisstarfsmenn*



Mynd 2.3.5

*Dreifing dagvinnulauna í maí 2007
Starfsmenn Reykjavíkurborgar*



3. Meðaltal dagvinnulauna, yfirvinnulauna og annarra launa, ásamt heildarlaunum og kaupmætti dagvinnulauna, skipt eftir kyni

Athuga ber að önnur laun fyrir apríl og desember eru heldur hærrí en aðra mánuði í eftirtöldum töflum því orlofsframlag, desemberuppbót og óregluleg önnur laun eru meðtalin.

Skipt var um launakerfi hjá ríkisstarfsmönnum á árinu 2005. Launatölurnar sem hér birtast fyrir það ár koma því úr tveimur launakerfum. Valin var sú leið að taka vegið meðaltal launa úr báðum kerfunum fyrir þá mánuði sem hluti starfsmanna viðkomandi félags fengu laun úr báðum launakerfunum. Þetta gæti valdið einhverju misvægi, en ætti að gefa nokkuð góða mynd af meðallaunum. Þetta á aðallega við mánuðina apríl og maí 2005 en hefur líka áhrif á aðra mánuði ársins þótt í minna mæli sé.

Hér á næstu síðum eru útreiknuð meðallaun eftir félögum, hópum og bandalögum ásamt kaupmætti dagvinnulauna.

Kaupmáttur miðar við janúar 1987 = 100, nema annað sé tekið sérstaklega fram.

Ekki eru birtar kynskiptar meðaltölur fyrir hópa sem hafa færri en 10 stöðugildi annaðhvort hjá körlum eða konum.

Skýringar:

MA = mánuður	DL = dagvinnulaun
YL = yfirvinnulaun	ÖL = önnur laun
HL = heildarlaun	Km.dl. = kaupmáttur dagvinnulauna
STG = stöðugildi	AR = Ár

3.1 BSRB ríkisstarfsmenn

Október 2007

Félag flugmálastarfsmanna ríkisins

		Karlar						Allir						Konur					
MA	AR	STG	DL	YL	ÖL	HL	STG	DL	YL	ÖL	HL	Km.Di.	STG	DL	YL	ÖL	HL		
7	2006	132,43	177,761	89,870	35,479	303,110	208,20	176,799	83,273	31,581	291,653	147,83	75,77	175,119	71,741	24,767	271,628		
8	2006	130,40	179,200	115,942	39,447	334,589	205,91	177,269	100,822	34,022	312,114	147,71	75,51	173,995	74,713	24,654	273,302		
9	2006	120,08	188,538	116,941	43,942	349,421	187,75	187,713	106,999	38,289	333,000	155,49	67,67	186,248	89,356	28,257	303,861		
10	2006	136,71	192,856	108,985	37,804	339,645	203,13	191,226	101,634	33,447	326,307	158,08	66,43	187,872	86,506	24,482	298,859		
11	2006	136,84	191,631	115,280	40,674	347,586	204,60	190,769	106,555	35,572	332,896	157,76	67,77	189,028	88,938	25,269	303,235		
12	2006	135,12	193,046	128,400	78,565	400,010	202,88	192,371	113,882	74,262	380,514	158,98	67,76	191,025	84,932	65,681	341,638		
1	2007	133,34	199,893	166,465	50,027	416,384	202,96	197,498	143,772	43,363	384,633	162,83	69,62	192,912	100,309	30,599	323,820		
2	2007	134,04	196,654	123,082	41,634	361,370	202,10	195,375	111,047	36,832	343,255	160,40	68,06	192,856	87,348	27,377	307,580		
3	2007	137,41	196,210	120,627	40,332	357,169	205,41	194,911	111,180	35,420	341,511	160,57	68,00	192,286	92,089	25,494	309,869		
4	2007	139,62	196,363	131,706	67,195	395,263	208,59	194,745	121,860	63,183	379,788	159,45	68,97	191,470	101,928	55,062	348,460		
5	2007	144,13	198,628	129,012	41,489	369,129	218,82	196,042	121,237	36,525	353,804	159,15	74,69	191,049	106,235	26,946	324,230		
6	2007	150,19	196,661	114,848	40,828	352,337	231,16	193,912	105,168	36,637	335,717	156,62	80,97	188,812	87,211	28,863	304,886		

Félag starfsmanna stjórnarráðsins

		Karlar						Allir						Konur					
MA	AR	STG	DL	YL	ÖL	HL	STG	DL	YL	ÖL	HL	Km.Di.	STG	DL	YL	ÖL	HL		
7	2006	84,59	224,054	106,520	2,846	333,421	319,58	221,652	52,372	964	274,988	163,77	234,99	220,787	32,881	286	253,954		
8	2006	88,41	228,432	99,513	2,776	330,722	321,25	222,847	47,456	943	271,246	164,08	232,84	220,726	27,691	247	248,664		
9	2006	86,47	232,612	106,236	2,784	341,632	303,25	228,328	56,245	973	285,545	167,13	216,78	226,619	36,306	250	263,175		
10	2006	77,41	238,356	116,233	3,110	357,698	296,82	229,561	58,098	1,038	288,696	167,69	219,41	226,457	37,588	306	264,352		
11	2006	76,19	238,101	118,909	3,160	360,170	297,34	229,877	60,306	1,043	291,227	167,98	221,15	227,044	40,117	314	267,475		
12	2006	78,32	239,952	119,858	40,706	400,516	299,16	230,566	62,339	41,169	334,074	168,38	220,84	227,237	41,940	41,333	310,510		
1	2007	78,35	248,401	127,913	3,162	379,476	298,09	238,174	61,318	1,112	300,604	173,51	219,74	234,528	37,573	381	272,482		
2	2007	83,98	247,453	136,578	2,950	386,981	304,90	237,674	71,702	1,216	310,592	172,42	220,92	233,957	47,041	557	281,554		
3	2007	80,46	248,309	140,106	3,099	391,514	304,46	237,968	69,748	1,148	308,865	173,23	224,00	234,254	44,478	447	279,180		
4	2007	74,48	250,354	145,869	27,452	423,675	297,94	238,348	71,766	24,343	334,456	172,44	223,46	234,346	47,067	23,307	304,720		
5	2007	80,61	247,655	126,273	3,155	377,083	311,48	240,682	63,727	1,130	305,539	172,65	230,87	238,247	41,888	422	280,557		
6	2007	81,51	243,980	127,135	3,120	374,236	321,15	238,364	64,170	1,153	303,687	170,12	239,64	236,454	42,753	484	279,690		

BSRB, ríkisstarfsmenn

Landssamband lögreglumanna												
Kartlar												
MA	AR	STG	DL	YL	ÖL	HL	ÖL	YL	DL	YL	ÖL	HL
7	2006	686,11	233,484	106,349	57,683	397,516	772,89	228,785	102,182	57,442	388,408	161,76
8	2006	677,58	235,911	127,563	57,648	421,123	762,07	231,220	123,207	57,028	411,455	162,92
9	2006	643,34	238,208	117,547	66,031	421,785	718,72	233,999	114,263	65,922	414,184	163,91
10	2006	634,29	240,473	113,077	68,614	422,164	708,96	235,824	110,021	67,277	413,121	164,85
11	2006	634,25	240,281	123,912	73,068	437,260	709,46	235,621	119,337	71,892	426,849	164,77
12	2006	622,40	244,688	126,173	121,665	492,526	695,69	239,912	121,742	120,323	481,977	167,66
1	2007	599,87	255,587	121,211	80,595	457,393	672,07	250,588	117,746	79,111	447,446	174,69
2	2007	598,06	256,293	119,590	71,108	446,992	664,75	253,102	116,661	70,029	439,792	175,71
3	2007	607,42	255,551	112,149	66,148	433,849	675,63	252,509	109,076	65,635	427,221	175,90
4	2007	602,21	254,658	132,947	99,542	487,147	669,24	251,720	129,176	99,469	480,365	174,27
5	2007	641,14	254,273	118,450	70,034	442,757	722,14	251,298	112,997	68,309	432,604	172,51
6	2007	684,94	248,548	114,136	66,416	429,101	772,45	243,882	110,776	65,629	420,287	166,56

Sjúkraliðafélag Íslands												
Kaupmáttur mældast við 01/11992 = 100,00												
Kartlar												
MA	AR	STG	DL	YL	ÖL	HL	ÖL	YL	DL	YL	ÖL	HL
7	2006	24,49	186,114	36,932	44,617	267,663	792,10	190,658	36,190	34,160	261,007	177,63
8	2006	25,81	183,103	35,289	46,716	265,107	778,83	186,318	46,131	36,113	268,561	172,99
9	2006	24,99	184,894	49,717	58,440	293,050	710,40	196,995	50,522	40,780	288,296	181,83
10	2006	24,55	202,583	63,437	70,332	336,351	740,05	205,015	51,783	49,023	305,821	188,84
11	2006	23,52	207,379	60,351	68,881	336,611	761,04	206,246	51,645	46,959	304,850	190,05
12	2006	21,84	207,075	60,718	119,816	387,609	761,80	206,266	64,793	83,502	359,561	189,94
1	2007	24,45	213,393	43,017	64,972	321,382	802,55	218,467	64,129	58,510	335,699	200,69
2	2007	25,79	209,297	60,090	58,589	327,976	817,45	218,287	50,765	49,070	318,121	199,69
3	2007	25,25	209,758	68,661	63,964	342,383	819,29	218,141	50,146	49,501	317,787	200,24
4	2007	24,80	210,273	98,989	91,855	401,117	820,72	218,318	99,925	73,688	391,931	199,16
5	2007	26,10	208,479	88,416	56,441	353,336	855,56	216,462	78,808	47,723	342,993	195,80
6	2007	27,42	205,807	36,280	47,921	290,008	899,51	215,782	48,034	43,476	307,293	194,19

BSRB, ríkisstarfsmenn

Starfsmannafélag ríkisútvarpsins

		Karlar						Allir						Könur					
MA	AR	STG	DL	YL	ÖL	HL	STG	DL	YL	ÖL	HL	Km.Dl.	STG	DL	YL	ÖL	HL		
7	2006	49,91	208.104	123.337	7.143	338.583	108,66	198.313	102.557	5.156	306.025	149,00	58,75	189.995	84.903	3.468	278.366		
8	2006	44,39	213.127	128.741	8.164	350.032	101,17	201.066	105.493	5.769	312.328	150,54	56,78	191.637	87.317	3.898	282.852		
9	2006	43,98	219.180	154.227	11.438	384.845	95,58	208.167	118.929	8.234	335.330	154,94	51,60	198.780	88.840	5.502	293.121		
10	2006	45,93	217.606	127.014	12.954	357.574	99,17	207.012	105.101	9.240	321.353	153,77	53,24	197.871	86.195	6.035	290.102		
11	2006	44,75	211.147	149.098	14.399	374.644	96,92	205.086	116.969	9.408	331.463	152,40	52,17	199.886	89.407	5.127	294.419		
12	2006	44,23	215.187	140.353	54.651	410.190	95,79	206.254	123.702	50.946	380.902	153,16	51,56	198.592	109.418	47.768	355.778		
1	2007	44,09	227.071	178.348	16.391	421.810	100,04	214.822	139.832	10.393	365.047	159,14	55,95	205.170	109.482	5.667	320.319		
2	2007	43,97	226.750	157.273	14.154	398.177	98,89	214.599	119.439	9.277	343.315	158,31	54,92	204.872	89.147	5.371	299.390		
3	2007	45,00	224.701	135.627	14.826	375.154	100,26	218.414	106.587	11.491	336.492	161,68	55,25	213.293	82.933	8.775	305.001		
4	2007	40,62	226.565	174.928	41.495	442.987	95,05	212.084	124.829	33.870	370.783	156,02	54,44	201.281	87.450	28.182	316.913		
5	2007	42,25	227.948	149.726	15.330	393.003	97,37	213.564	115.963	10.158	339.686	155,79	55,12	202.538	90.081	6.194	298.813		
6	2007	45,95	221.813	119.895	15.637	357.345	104,65	208.994	98.895	10.920	318.809	151,68	58,70	198.959	82.454	7.226	288.639		

SFR -stéttarfélag í almannaþjónustu SFR birnist nú sem eitt félag

		Karlar						Allir						Könur					
MA	AR	STG	DL	YL	ÖL	HL	STG	DL	YL	ÖL	HL	Km.Dl.	STG	DL	YL	ÖL	HL		
7	2006	1.453,86	195.160	61.073	17.334	273.568	4.690,42	187.754	39.267	13.665	240.686	151,32	3.236,56	184.428	29.471	12.017	225.915		
8	2006	1.388,65	198.591	68.798	18.675	286.063	4.407,30	191.330	44.361	13.996	249.687	153,67	3.018,65	187.990	33.119	11.844	232.954		
9	2006	1.237,88	204.916	80.063	20.802	305.781	3.880,15	206.649	50.138	15.850	272.637	164,99	2.642,27	207.461	36.118	13.529	257.109		
10	2006	1.254,34	205.625	76.878	24.565	307.068	3.876,56	197.880	48.579	17.724	264.184	157,67	2.622,22	194.175	35.042	14.452	243.670		
11	2006	1.253,14	205.467	78.298	22.934	306.700	3.883,31	198.080	49.488	17.051	264.619	157,89	2.630,18	194.560	35.762	14.247	244.569		
12	2006	1.253,10	205.691	80.838	66.662	353.191	3.869,77	198.448	50.952	60.167	309.567	158,08	2.616,67	194.979	36.639	57.057	288.676		
1	2007	1.281,42	211.193	84.969	25.906	322.067	3.913,64	204.256	57.780	18.395	280.430	162,31	2.632,23	200.879	44.544	14.738	260.161		
2	2007	1.257,91	212.475	78.636	25.218	316.329	3.881,44	205.223	50.788	18.307	274.318	162,40	2.635,57	201.746	37.436	14.993	254.175		
3	2007	1.255,46	212.958	77.591	27.271	317.820	3.891,03	205.492	50.089	19.189	274.770	163,17	2.635,57	201.936	36.988	15.339	254.263		
4	2007	1.262,67	212.767	93.414	51.718	357.899	3.895,28	205.719	65.645	42.977	314.341	162,34	2.632,61	202.339	52.326	38.784	293.449		
5	2007	1.339,43	215.633	85.147	26.526	327.306	4.213,22	207.218	56.069	18.129	281.416	162,14	2.873,79	203.296	42.515	14.215	260.027		
6	2007	1.527,73	208.360	75.453	21.673	305.486	4.769,95	201.927	50.285	16.292	268.505	157,20	3.242,22	198.896	38.426	13.757	251.080		

BSRB, ríkisstarfsmenn

Tollvarðafélag Íslands

		Kartlar						Konur								
MA	AR	STG	DL	YL	ÖL	HL	STG	DL	YL	ÖL	HL	STG	DL	YL	ÖL	HL
7	2006	111,97	231,774	100,060	37,583	369,417	145,01	227,278	94,807	37,998	360,084	33,05	212,046	77,013	39,406	328,464
8	2006	111,17	232,707	107,868	35,861	376,437	143,10	228,194	102,641	38,005	368,841	31,94	212,484	84,447	45,469	342,400
9	2006	97,01	241,397	120,197	41,929	403,523	118,53	240,326	117,937	44,620	402,883	21,52	235,496	107,747	56,755	399,998
10	2006	95,00	242,954	116,978	42,554	402,486	116,52	241,634	116,723	43,657	402,014	21,52	235,809	115,599	48,525	399,932
11	2006	95,02	243,753	120,510	43,407	407,670	118,32	241,705	118,573	44,278	404,556	23,30	233,352	110,676	47,829	391,857
12	2006	94,20	243,436	109,651	89,646	442,733	117,70	241,338	106,974	90,684	438,997	23,50	232,929	96,242	94,846	424,017
1	2007	93,68	251,367	142,937	43,634	437,939	117,19	249,342	143,397	44,979	437,221	23,51	241,270	145,231	47,857	434,357
2	2007	91,38	252,351	130,307	44,386	427,044	114,22	250,514	125,584	44,979	421,077	22,85	243,167	106,689	47,352	397,207
3	2007	91,44	252,776	124,814	40,779	418,369	113,28	251,147	122,596	40,927	414,670	21,84	244,324	113,312	41,547	399,183
4	2007	92,47	252,594	145,012	64,112	461,718	114,76	250,607	144,917	64,386	459,910	22,29	242,366	144,522	65,521	452,409
5	2007	94,49	254,559	132,756	39,968	427,283	120,25	251,483	130,478	39,486	421,447	25,75	240,197	122,121	37,715	400,033
6	2007	104,47	245,423	121,573	38,999	405,995	137,11	241,001	121,202	37,868	400,071	32,64	226,848	120,015	34,247	381,110

BSRB félögin hjá ríkinu, alls

		Kartlar						Konur								
MA	AR	STG	DL	YL	ÖL	HL	STG	DL	YL	ÖL	HL	STG	DL	YL	ÖL	HL
7	2006	2543,36	207,332	79,004	29,636	315,972	7,036,86	194,780	49,850	21,104	265,734	4,493,50	187,676	33,348	16,274	237,298
8	2006	2466,41	210,525	91,025	30,789	332,339	6,719,63	197,281	57,548	21,817	276,645	4,253,24	189,600	38,134	16,614	244,349
9	2006	2253,75	216,236	96,570	35,398	348,204	6,014,38	209,967	62,359	25,175	297,500	3,760,64	206,210	41,855	19,047	267,113
10	2006	2268,23	217,490	92,828	37,962	348,281	6,041,21	205,534	60,676	27,443	293,653	3,772,99	198,345	41,346	21,120	260,812
11	2006	2263,71	217,222	97,666	38,555	353,444	6,070,99	205,764	62,798	27,458	296,019	3,807,30	198,950	42,067	20,859	261,876
12	2006	2249,21	218,697	99,781	82,936	401,413	6,042,79	206,552	65,768	20,646	342,966	3,793,59	199,352	45,601	63,359	308,312
1	2007	2,255,20	225,629	104,698	42,063	372,390	6,106,54	213,692	71,232	29,994	314,918	3,851,35	206,702	51,636	22,927	281,266
2	2007	2,235,13	226,439	97,882	38,596	362,917	6,083,75	214,512	63,553	28,205	306,269	3,848,63	207,585	43,616	22,170	273,371
3	2007	2,242,44	226,561	94,822	38,449	359,832	6,109,36	214,709	61,925	28,314	304,948	3,866,92	207,837	42,848	22,436	273,121
4	2007	2,236,87	226,142	111,869	65,523	403,533	6,101,58	214,621	81,858	53,346	349,824	3,864,72	207,953	64,488	46,297	318,738
5	2007	2,368,15	227,843	101,321	39,087	368,250	6,538,84	215,424	70,137	27,623	313,184	4,170,68	208,373	52,430	21,113	281,917
6	2007	2,622,21	220,980	91,627	34,740	347,347	7,235,98	210,332	60,879	25,247	296,459	4,613,77	204,280	43,404	19,853	267,537

3.2 BHM, ríkisstarfsmenn

Október 2007

Dýralæknafélag Íslands

		Karlar						Konur									
MA	AR	STG	DL	YL	ÖL	HL	STG	DL	YL	ÖL	HL	STG	DL	YL	ÖL	HL	
7	2006						26,03	352.724	63.114	8.924	424.762	198,28					
8	2006						25,75	353.965	48.078	22.958	425.002	198,29					
9	2006						27,33	343.587	69.264	13.859	426.711	191,35					
10	2006						28,09	344.485	74.660	18.905	438.051	191,45					
11	2006						26,89	349.672	59.611	24.271	433.554	194,41					
12	2006						29,03	358.164	65.310	72.930	496.403	199,00					
1	2007	24,36	407.394	27.860	17.583	452.837	37,73	396.469	24.760	21.131	442.360	219,75	13,37	376.563	19.113	27.596	423.272
2	2007	24,11	407.612	27.690	8.525	443.827	37,32	395.628	26.104	9.674	431.405	218,37	13,21	373.763	23.210	11.770	408.743
3	2007	25,20	408.889	26.348	18.733	453.970	39,31	396.061	27.472	20.933	444.467	219,36	14,11	373.142	29.481	24.866	427.489
4	2007	25,00	413.595	32.052	40.924	486.572	41,24	397.186	31.314	42.614	471.114	218,63	16,24	371.927	30.178	45.214	447.319
5	2007	26,50	418.949	30.996	17.953	467.898	42,22	404.521	32.944	20.280	457.745	220,78	15,72	380.193	36.229	24.204	440.626
6	2007	25,58	419.199	33.475	16.587	469.260	40,49	405.166	40.058	20.063	465.287	220,01	14,92	381.101	51.347	26.025	458.473

Stéttarfélag bókasafns- og upplýsingafræðinga

		Karlar						Konur								
MA	AR	STG	DL	YL	ÖL	HL	STG	DL	YL	ÖL	HL	STG	DL	YL	ÖL	HL
7	2006						84,44	297.668	24.551	178	322.397	180,82				
8	2006						82,83	297.547	20.496	79	318.123	180,12				
9	2006						83,46	298.537	30.817	180	329.534	179,66				
10	2006						83,11	299.064	26.852	0	325.916	179,61				
11	2006						84,13	297.487	26.952	0	324.439	178,73				
12	2006						82,05	298.241	34.398	43.462	376.101	179,07				
1	2007						83,95	313.573	28.207	0	341.780	187,81				
2	2007						86,81	310.844	30.360	0	341.204	185,40				
3	2007						87,88	309.745	35.369	0	345.115	185,38				
4	2007						88,11	309.569	29.933	23.111	362.613	184,13				
5	2007						88,61	315.526	37.965	513	354.003	186,09				
6	2007						87,67	315.574	33.934	1.791	351.299	185,17				

BHM, ríkisstarfsmenn

Félag fréttamanna

		Karlar					Allir					Konur					
MA	AR	STG	DL	YL	ÖL	HL	STG	DL	YL	ÖL	HL	Km.Dl.	STG	DL	YL	ÖL	HL
7	2006	43,43	254,682	108,469	24,188	387,339	71,09	245,287	105,962	21,356	372,605	149,04	27,66	230,536	102,026	16,909	349,472
8	2006	44,24	247,207	109,447	23,359	380,013	71,04	240,779	108,957	20,676	370,412	145,79	26,80	230,167	108,147	16,248	354,562
9	2006	41,69	248,779	105,435	26,891	381,105	63,10	246,443	102,841	25,719	375,003	148,34	21,40	241,894	97,787	23,436	363,117
10	2006	40,61	248,515	114,783	23,316	386,614	62,97	247,142	117,976	24,463	389,581	148,46	22,36	244,649	123,776	26,545	394,970
11	2006	39,03	253,380	106,919	27,282	387,581	63,22	251,472	109,850	26,236	387,558	151,12	24,19	248,393	114,578	24,549	387,520
12	2006	40,04	252,914	108,476	67,008	428,398	63,90	252,081	107,341	65,407	424,829	151,39	23,86	250,683	105,437	62,721	418,841
1	2007	40,03	262,262	163,676	27,007	452,946	65,04	259,630	155,907	26,258	441,794	154,50	25,01	255,416	143,475	25,058	423,949
2	2007	39,03	262,056	131,334	29,087	422,477	63,57	259,638	122,370	28,692	410,700	154,90	24,54	255,793	108,113	28,065	391,971
3	2007	38,72	262,742	106,137	37,578	406,456	61,92	260,234	107,307	34,383	401,924	155,78	23,20	256,050	109,260	29,051	394,361
4	2007	36,88	264,445	189,408	53,564	507,417	59,55	263,895	182,235	52,135	498,266	157,00	22,67	263,001	170,569	49,812	483,382
5	2007	37,62	268,325	164,452	27,351	460,127	62,81	266,628	172,858	26,465	465,951	157,29	25,20	264,096	185,407	25,142	474,644
6	2007	44,73	262,476	125,945	21,226	409,647	73,24	260,395	127,450	21,370	409,215	152,83	28,51	257,129	129,811	21,595	408,536

Félag háskólakennara

		Karlar					Allir					Konur					
MA	AR	STG	DL	YL	ÖL	HL	STG	DL	YL	ÖL	HL	Km.Dl.	STG	DL	YL	ÖL	HL
7	2006	260,97	316,063	46,632	469	363,163	519,10	307,993	43,307	297	351,597	144,49	258,13	299,833	39,946	124	339,904
8	2006	263,47	317,755	53,823	464	372,042	526,34	308,248	44,374	282	352,904	144,11	262,87	298,720	34,902	99	333,721
9	2006	256,67	323,651	53,959	741	377,751	518,32	312,565	52,023	473	365,062	145,27	261,65	301,690	50,713	210	352,614
10	2006	250,54	325,808	58,987	897	385,691	515,25	313,524	59,466	604	373,594	145,42	264,71	301,897	59,919	327	362,144
11	2006	251,65	326,500	66,703	933	394,136	513,02	314,777	62,010	605	377,393	146,05	261,38	303,491	57,492	290	361,273
12	2006	250,75	328,137	70,832	42,006	440,975	510,16	315,987	72,502	41,618	430,107	146,52	259,42	304,243	74,117	41,243	419,603
1	2007	252,93	336,782	63,384	931	401,097	511,52	326,617	56,621	705	383,942	151,08	258,59	316,675	50,005	484	367,164
2	2007	249,08	338,092	50,638	755	389,484	511,52	325,646	47,609	644	373,939	150,00	262,44	313,834	44,735	538	359,107
3	2007	254,33	335,639	58,828	685	395,152	514,45	323,423	54,140	601	378,164	149,49	260,13	311,478	49,556	520	361,554
4	2007	246,05	336,777	61,067	23,591	421,435	506,77	323,207	56,464	23,341	403,012	148,47	260,72	310,400	52,120	23,105	385,624
5	2007	250,40	340,992	58,457	1,033	400,481	508,59	329,720	55,454	782	385,956	150,18	258,19	318,788	52,543	538	371,869
6	2007	256,59	338,465	45,918	671	385,054	527,10	325,519	40,737	478	366,735	147,51	270,51	313,240	35,823	296	349,359

BHM, ríkisstarfsmenn

Félag háskólakennara á Akureyri *Kaupmáttur miðast við 05/1992 = 100,00*

		Karlár						Allir						Konur					
MA	AR	STG	DL	YL	ÖL	HL	STG	DL	YL	ÖL	HL	Km.Di.	STG	DL	YL	ÖL	HL		
7	2006	67,34	306,321	97,563	102	403,986	131,72	297,117	88,317	52	385,486	187,78	64,38	287,489	78,645	0	366,134		
8	2006	62,01	302,246	157,150	111	459,507	125,52	293,522	131,809	55	425,386	184,86	63,50	285,002	107,064	0	392,066		
9	2006	61,06	298,998	63,047	113	362,158	127,14	291,747	49,738	54	341,539	182,66	66,08	285,047	37,440	0	322,488		
10	2006	58,50	298,248	64,137	118	362,503	125,05	290,388	48,698	55	339,141	181,44	66,55	283,478	35,124	0	318,603		
11	2006	56,31	299,682	65,531	122	365,336	124,09	290,579	51,761	56	342,395	181,63	67,78	283,017	40,322	0	323,339		
12	2006	53,90	301,367	101,130	47,795	450,291	120,53	291,876	65,199	43,501	400,577	182,32	66,63	284,199	36,133	40,027	360,360		
1	2007	51,90	334,506	80,150	140	414,797	119,72	323,284	58,143	61	381,488	201,45	67,82	314,698	41,303	0	356,000		
2	2007	52,41	332,797	123,840	139	456,776	121,21	322,099	95,585	60	417,744	199,87	68,80	313,950	74,061	0	388,011		
3	2007	52,01	333,742	105,610	140	439,492	120,75	323,034	77,935	60	401,029	201,14	68,75	314,933	56,998	0	371,931		
4	2007	52,01	333,816	97,649	25,765	457,230	121,48	322,608	70,593	23,880	417,082	199,64	69,47	314,218	50,339	22,468	387,025		
5	2007	50,46	345,443	101,078	171	446,693	119,26	335,170	67,020	72	402,262	205,66	68,80	327,634	42,037	0	369,671		
6	2007	53,21	340,193	96,926	162	437,281	125,57	329,944	73,029	69	403,042	201,42	72,36	322,408	55,459	0	377,866		

Fél. háskólamenntiðra starfsmanna stjórnarráðs

		Karlár						Allir						Konur					
MA	AR	STG	DL	YL	ÖL	HL	STG	DL	YL	ÖL	HL	Km.Di.	STG	DL	YL	ÖL	HL		
7	2006	141,54	346,442	70,467	766	417,675	342,27	340,743	61,162	490	402,395	179,54	200,74	336,726	54,601	296	391,622		
8	2006	143,56	345,827	70,616	344	416,787	339,25	341,428	60,546	248	402,223	179,28	195,69	338,201	53,159	179	391,539		
9	2006	144,58	346,757	70,144	0	416,901	345,04	339,262	59,271	226	398,759	177,10	200,46	333,857	51,428	389	385,675		
10	2006	144,65	347,352	75,762	2,528	425,643	344,72	338,136	63,178	1,143	402,457	176,15	200,07	331,474	54,079	142	385,695		
11	2006	145,28	346,943	72,519	107	419,569	345,88	338,304	61,951	57	400,312	176,30	201,60	332,079	54,336	21	386,436		
12	2006	147,96	346,227	73,273	40,632	460,132	351,66	337,892	64,063	40,845	442,801	175,97	203,70	331,838	57,374	41,000	430,212		
1	2007	147,50	357,844	73,903	1,343	433,091	356,39	348,876	65,607	812	415,295	181,25	206,89	342,543	59,749	436	402,729		
2	2007	146,96	357,230	75,274	173	432,677	354,46	348,290	64,095	140	412,525	180,19	207,49	341,959	56,177	116	398,252		
3	2007	145,42	354,849	77,150	0	431,999	353,29	347,615	66,696	25	414,336	180,46	207,87	342,554	59,383	42	401,979		
4	2007	148,61	355,707	69,468	22,403	447,578	358,76	348,070	61,975	22,766	432,811	179,58	210,16	342,671	56,677	23,023	422,370		
5	2007	148,84	365,908	69,221	250	435,379	359,21	359,104	62,176	189	421,469	183,71	209,37	354,267	57,168	146	411,581		
6	2007	152,58	365,090	66,530	128	431,748	371,16	357,410	61,571	109	419,090	181,91	218,58	352,049	58,109	95	410,254		

BHM, ríkisstarfsmenn

Félag íslenskra fræða																	
Karlar																	
MA	AR	STG	DL	YL	ÖL	HL	Allir					Konur					
							STG	DL	YL	ÖL	HL	Km.Dl.	STG	DL	YL	ÖL	HL
7	2006	16,00	308,012	15,949	0	323,961	53,57	296,338	11,578	998	308,914	151,62	37,57	291,367	9,716	1,423	302,506
8	2006	17,00	307,236	20,894	0	328,130	54,29	299,145	19,110	236	318,490	152,53	37,29	295,456	18,296	344	314,096
9	2006	17,97	306,780	16,485	0	323,265	49,97	306,390	17,511	511	324,412	155,31	31,99	306,171	18,088	798	325,057
10	2006	16,95	306,829	18,103	0	324,932	47,29	309,652	13,157	698	323,508	156,64	30,34	311,230	10,394	1,088	322,712
11	2006	18,18	306,608	19,577	0	326,185	46,83	310,620	19,241	247	330,108	157,19	28,65	313,166	19,028	403	332,597
12	2006	18,53	305,460	32,636	34,999	373,095	46,15	311,050	26,456	44,403	381,910	157,30	27,63	314,800	22,311	50,711	387,822
1	2007	17,95	319,502	13,596	0	333,098	45,67	322,472	12,212	129	332,853	162,68	27,71	326,771	11,316	213	335,924
2	2007	17,73	317,910	12,685	0	330,594	45,15	323,290	9,563	0	332,853	162,41	27,41	326,771	7,544	0	334,315
3	2007	17,40	323,775	15,234	0	339,010	46,09	324,562	17,915	316	342,792	163,61	28,69	325,039	19,540	508	345,086
4	2007	17,44	323,303	23,056	23,031	369,390	45,45	325,078	18,000	25,688	368,766	162,86	28,01	326,183	14,853	27,342	368,378
5	2007	18,54	330,004	16,783	0	346,786	47,88	329,104	21,076	622	350,802	163,49	29,34	328,536	23,788	1,015	353,339
6	2007	22,51	321,483	24,105	0	345,588	52,77	323,146	20,028	603	343,778	159,71	30,26	324,384	16,995	1,052	342,431

Félag íslenskra hjúkrunarfræðinga																	
Karlar																	
MA	AR	STG	DL	YL	ÖL	HL	Allir					Konur					
							STG	DL	YL	ÖL	HL	Km.Dl.	STG	DL	YL	ÖL	HL
7	2006	36,20	270,972	133,346	59,723	464,041	1,387,73	278,527	82,605	42,001	403,132	169,16	1,351,53	278,729	81,246	41,526	401,501
8	2006	38,49	270,460	123,671	65,098	459,230	1,320,56	288,380	90,662	45,465	424,507	174,53	1,282,07	288,918	89,671	44,876	423,465
9	2006	34,47	272,404	115,591	55,306	443,300	1,321,15	287,792	90,349	42,930	421,072	173,15	1,286,67	288,205	89,673	42,598	420,476
10	2006	33,69	271,990	111,747	64,848	448,585	1,340,85	285,517	86,597	46,646	418,760	171,43	1,307,16	285,866	85,948	46,176	417,991
11	2006	32,35	280,834	123,755	61,782	466,371	1,353,64	287,763	89,790	45,833	423,385	172,85	1,321,29	287,932	88,958	45,442	422,333
12	2006	33,66	273,081	135,911	110,938	519,930	1,364,14	284,411	99,828	89,307	473,547	170,72	1,330,48	284,698	98,916	88,760	472,373
1	2007	34,64	282,536	124,494	67,961	474,991	1,489,32	293,012	97,228	50,032	440,272	175,46	1,454,68	293,261	96,579	49,605	439,445
2	2007	35,74	286,696	119,760	63,471	469,926	1,495,72	293,908	86,054	45,383	425,345	175,26	1,459,98	294,084	85,229	44,940	424,254
3	2007	36,79	285,423	106,468	65,732	457,623	1,498,51	293,641	89,155	47,126	429,922	175,70	1,461,72	293,848	88,720	46,658	429,225
4	2007	37,40	284,601	133,241	95,326	513,168	1,487,90	294,379	125,804	71,521	491,704	175,06	1,450,50	294,631	125,613	70,907	491,150
5	2007	38,39	286,324	128,056	66,175	480,555	1,481,69	303,549	116,986	48,409	468,945	178,99	1,443,30	304,008	116,691	47,937	468,636
6	2007	39,75	286,123	118,421	64,182	468,726	1,560,15	298,657	87,732	44,003	430,393	175,21	1,520,40	298,985	86,930	43,476	429,390

BHM, ríkisstarfsmenn

Félag íslenskra náttúrufræðinga

MA	AR	Karlar					Km.Di.	Konur				
		STG	DL	YL	ÖL	HL		STG	DL	YL	ÖL	HL
7	2006	364,15	315,823	39,968	19,706	375,497	167,43	275,61	289,394	34,453	9,018	332,865
8	2006	369,08	314,121	55,926	27,559	397,606	167,01	270,06	291,910	35,127	12,627	339,664
9	2006	356,23	316,765	54,360	6,938	378,063	167,81	261,41	296,065	36,168	5,396	337,629
10	2006	353,98	315,773	53,403	26,103	395,279	167,35	261,32	296,965	31,687	8,252	336,905
11	2006	347,30	318,867	56,096	12,069	387,031	168,26	260,22	296,649	34,454	4,805	335,908
12	2006	344,63	319,529	78,992	60,690	459,211	168,03	258,86	295,252	49,952	53,242	398,447
1	2007	339,08	332,404	42,527	14,700	389,631	174,75	253,70	308,725	29,310	6,331	344,366
2	2007	346,96	332,703	43,982	14,451	391,136	174,51	252,00	310,043	32,470	8,023	350,536
3	2007	347,04	333,692	56,553	69,927	460,172	175,89	250,55	312,045	36,816	23,591	372,452
4	2007	348,41	333,519	64,266	52,876	450,661	174,07	254,99	309,207	41,571	38,455	389,234
5	2007	354,02	335,480	63,162	31,451	430,092	173,05	267,00	309,016	39,662	10,977	359,654
6	2007	375,36	333,455	61,910	19,253	414,618	170,75	282,97	305,454	37,380	10,277	353,111

Stéttarfélag sjúkraljálfa

MA	AR	Karlar					Km.Di.	Konur				
		STG	DL	YL	ÖL	HL		STG	DL	YL	ÖL	HL
7	2006	63,95	292,410	32,413	3,735	328,558	152,09	63,40	289,527	28,754	4,017	322,298
8	2006	63,40	289,527	28,754	4,017	322,298	150,07	63,06	291,287	36,296	3,789	331,372
9	2006	63,06	291,287	36,296	3,789	331,372	150,09	66,44	292,447	43,256	3,006	338,709
10	2006	66,44	292,447	43,256	3,006	338,709	150,38	69,80	289,195	40,566	4,625	334,386
11	2006	70,85	288,295	40,520	42,598	371,413	148,21	77,71	297,449	46,082	3,366	346,897
12	2006	77,71	297,449	46,082	3,366	346,897	152,54	82,17	293,478	42,239	3,905	339,622
1	2007	79,12	295,338	51,626	3,825	350,789	151,34	81,25	297,558	53,673	26,734	377,965
2	2007	82,18	301,493	52,015	4,116	357,623	152,25	82,18	301,493	52,015	4,116	357,623
3	2007	82,39	304,156	43,080	4,124	351,361	152,81	82,39	304,156	43,080	4,124	351,361

BHM, ríkisstarfsmenn

Félag íslenskra. félagsvísindamanna

		Karlar				Allir				Konur					
MA	AR	STG	DL	YL	ÖL	HL	ÖL	YL	HL	Km.Di.	STG	DL	YL	ÖL	HL
7	2006	29,55	325,827	22,874	0	348,701	0	27,671	1,046	343,282	181,44	43,00	306,824	30,969	339,557
8	2006	30,83	325,155	24,898	0	350,054	0	30,724	343	346,133	181,10	42,38	307,726	34,961	343,280
9	2006	29,74	329,412	24,807	0	354,219	0	33,466	1,042	352,975	181,98	39,98	310,324	39,909	352,050
10	2006	30,15	331,689	30,899	0	362,588	0	42,781	1,871	365,785	183,13	39,93	313,160	51,754	368,199
11	2006	30,67	332,555	32,688	0	365,243	0	35,361	1,476	360,501	184,64	40,03	316,851	37,410	356,868
12	2006	31,44	332,167	40,979	36,692	409,838	0	42,812	40,863	407,379	184,54	41,27	317,204	44,220	405,490
2	2007	31,37	346,460	31,876	0	378,335	0	43,993	2,589	382,234	190,89	40,98	327,436	53,205	385,197
2	2007	32,85	343,228	42,881	0	386,109	0	45,636	1,591	381,834	189,50	40,98	327,695	47,844	378,406
3	2007	33,52	341,724	42,212	0	383,937	0	45,255	979	379,321	189,29	38,40	325,548	47,911	375,292
4	2007	34,19	340,331	39,643	22,309	402,282	0	45,370	27,309	406,062	188,29	38,07	327,144	50,513	409,457
5	2007	33,61	349,208	47,649	0	396,856	0	44,843	2,374	390,472	192,23	37,97	337,986	42,360	384,822
6	2007	31,50	354,096	41,961	734	396,792	0	41,754	1,665	387,402	191,65	39,37	335,891	41,588	379,889

Kjarafélag iðjubjálfa

		Karlar				Allir				Konur					
MA	AR	STG	DL	YL	ÖL	HL	ÖL	YL	HL	Km.Di.	STG	DL	YL	ÖL	HL
7	2006	29,55	325,827	22,874	0	348,701	0	27,671	1,046	343,282	181,44	43,00	306,824	30,969	339,557
8	2006	30,83	325,155	24,898	0	350,054	0	30,724	343	346,133	181,10	42,38	307,726	34,961	343,280
9	2006	29,74	329,412	24,807	0	354,219	0	33,466	1,042	352,975	181,98	39,98	310,324	39,909	352,050
10	2006	30,15	331,689	30,899	0	362,588	0	42,781	1,871	365,785	183,13	39,93	313,160	51,754	368,199
11	2006	30,67	332,555	32,688	0	365,243	0	35,361	1,476	360,501	184,64	40,03	316,851	37,410	356,868
12	2006	31,44	332,167	40,979	36,692	409,838	0	42,812	40,863	407,379	184,54	41,27	317,204	44,220	405,490
2	2007	31,37	346,460	31,876	0	378,335	0	43,993	2,589	382,234	190,89	40,98	327,436	53,205	385,197
2	2007	32,85	343,228	42,881	0	386,109	0	45,636	1,591	381,834	189,50	40,98	327,695	47,844	378,406
3	2007	33,52	341,724	42,212	0	383,937	0	45,255	979	379,321	189,29	38,40	325,548	47,911	375,292
4	2007	34,19	340,331	39,643	22,309	402,282	0	45,370	27,309	406,062	188,29	38,07	327,144	50,513	409,457
5	2007	33,61	349,208	47,649	0	396,856	0	44,843	2,374	390,472	192,23	37,97	337,986	42,360	384,822
6	2007	31,50	354,096	41,961	734	396,792	0	41,754	1,665	387,402	191,65	39,37	335,891	41,588	379,889

BHM, ríkisstarfsmenn

Kennarafélag KHÍ

		Kvartar										Konur									
MA	AR	STG	DL	YL	ÖL	HL	STG	DL	YL	ÖL	HL	Km.Di.	STG	DL	YL	ÖL	HL				
7	2006	50,19	318,391	140,226	0	458,617	140,95	310,782	114,307	0	425,089	161,72	90,67	306,570	99,961	0	406,532				
8	2006	48,81	321,685	236,368	0	558,053	142,57	312,683	187,704	0	500,387	162,14	93,76	307,997	162,373	0	470,370				
9	2006	47,68	333,548	79,655	0	413,203	143,62	317,246	61,568	0	378,813	163,54	95,94	309,144	52,579	0	361,723				
10	2006	46,94	333,122	60,274	0	393,396	144,09	316,327	51,682	0	368,009	162,73	97,15	308,212	47,530	0	355,741				
11	2006	46,99	333,548	61,334	949	395,831	143,46	316,580	52,363	311	369,253	162,93	96,48	308,316	47,993	0	356,309				
12	2006	48,66	326,530	80,680	41,704	448,914	146,57	314,123	58,109	40,019	412,251	161,56	97,91	307,956	46,892	39,182	394,030				
1	2007	47,84	332,896	98,589	834	432,319	145,38	321,665	68,839	274	390,778	165,03	97,54	316,157	54,249	0	370,405				
2	2007	47,51	332,905	86,607	840	420,352	146,91	322,003	66,870	272	389,144	164,52	99,40	316,792	57,435	0	374,227				
3	2007	47,72	332,778	83,352	836	416,966	145,55	322,465	66,130	274	388,868	165,32	97,83	317,494	57,729	0	375,163				
4	2007	47,72	332,778	82,488	24,002	439,268	146,93	324,562	66,414	22,936	413,912	165,37	99,21	320,611	58,682	22,423	401,716				
5	2007	47,51	338,447	81,598	861	420,906	148,58	331,754	68,866	275	400,896	167,60	101,07	328,608	62,882	0	391,490				
6	2007	45,78	338,354	90,476	893	429,723	150,28	327,938	68,609	272	396,819	164,83	104,50	323,375	59,030	0	382,406				

Kjarafélag viðskipta- og hagræðinga

		Kvartar										Konur									
MA	AR	STG	DL	YL	ÖL	HL	STG	DL	YL	ÖL	HL	Km.Di.	STG	DL	YL	ÖL	HL				
7	2006	199,39	344,942	86,142	521	431,606	343,11	336,980	81,900	422	419,301	170,35	143,72	325,994	76,014	284	402,232				
8	2006	194,94	347,639	87,959	558	436,155	333,40	339,552	85,376	601	425,528	171,05	138,46	328,165	81,739	661	410,565				
9	2006	199,89	348,573	87,695	721	436,988	342,16	339,358	84,411	1,282	425,051	169,95	142,27	326,411	79,797	2,071	408,279				
10	2006	203,04	347,739	92,912	860	441,510	348,04	338,932	88,774	1,287	428,993	169,39	145,00	326,601	82,980	1,886	411,466				
11	2006	202,46	348,399	96,681	849	445,929	351,88	338,905	88,597	1,601	429,103	169,44	149,42	326,042	77,644	2,621	406,306				
12	2006	203,85	349,147	93,164	49,452	491,763	349,04	341,243	87,895	47,542	476,680	170,50	145,19	330,145	80,498	44,861	455,504				
1	2007	210,11	364,978	90,418	528	455,923	357,87	355,542	89,071	593	445,207	177,21	147,76	342,125	87,156	686	429,967				
2	2007	204,62	368,437	103,257	725	472,419	354,41	357,750	97,167	592	455,509	177,57	149,79	343,152	88,848	410	432,410				
3	2007	205,91	370,704	100,003	925	471,632	357,50	359,325	94,693	874	454,892	178,96	151,60	346,870	87,480	804	432,154				
4	2007	205,21	369,058	99,516	23,945	492,518	359,43	359,253	94,888	23,823	477,964	177,82	154,22	343,607	88,731	23,660	458,599				
5	2007	202,29	377,534	104,350	1,758	483,643	355,52	369,069	100,653	2,018	471,740	181,14	153,22	357,893	95,772	2,362	456,027				
6	2007	204,12	380,238	93,716	1,755	475,709	363,17	369,383	91,156	2,108	462,647	180,37	159,04	355,451	87,870	2,561	445,882				

BHM, ríkisstarfsmenn

Gekk í BHM í maí 2004. Kaupmáttur mældur við meðaltal ársins 1997 = 100,00

Leikarafélag Íslands

		Kartlar					Allir					Konur					
MA	AR	STG	DL	YL	ÖL	HL	STG	DL	YL	ÖL	HL	Km.Dl.	STG	DL	YL	ÖL	HL
7	2006	11,00	213.368	0	5.219	218.587	24,26	218.437	1.338	2.579	222.354	111,28	13,26	222.643	2.449	388	225.480
8	2006	13,25	203.340	0	0	203.340	26,97	210.518	1.204	0	211.722	106,87	13,72	217.448	2.366	0	219.814
9	2006	16,41	248.928	7.371	25.014	281.313	34,67	243.606	5.380	24.491	273.477	122,94	18,26	238.821	3.590	24.020	266.432
10	2006	15,79	249.345	6.257	37.524	293.126	33,67	243.878	19.233	38.901	302.011	122,83	17,89	239.053	30.685	40.116	309.854
11	2006	20,02	233.132	28.722	24.293	286.146	39,76	234.379	24.873	27.769	287.021	118,09	19,75	235.643	20.972	31.292	287.907
12	2006	18,97	234.380	20.186	52.253	306.818	38,97	234.955	18.702	60.230	313.887	118,30	20,00	235.500	17.295	67.798	320.593
1	2007	19,79	255.917	33.903	34.274	312.348	43,75	254.666	23.131	34.820	312.617	127,91	23,18	253.346	24.205	35.305	312.856
2	2007	16,83	257.286	41.521	32.022	330.829	42,59	255.671	23.056	29.426	308.153	127,88	22,81	255.457	14.168	26.964	296.590
3	2007	14,69	260.452	7.490	56.627	324.569	34,58	260.640	40.104	28.657	329.400	130,81	17,75	263.821	38.760	25.465	328.046
4	2007	15,09	269.816	5.652	37.180	312.648	30,50	262.230	11.863	56.381	330.475	130,80	15,81	263.884	15.927	56.153	335.965
5	2007	14,03	267.836	0	9.830	277.666	29,70	280.444	4.477	36.701	321.622	138,70	14,61	291.424	3.263	36.207	330.893
6	2007						27,37	279.944	1.533	9.999	291.476	137,75	13,33	292.687	3.145	10.175	306.007

Ljósmeðrafélag Íslands Kaupmáttur mældur við 01/2000 = 100,00

		Kartlar					Allir					Konur					
MA	AR	STG	DL	YL	ÖL	HL	STG	DL	YL	ÖL	HL	Km.Dl.	STG	DL	YL	ÖL	HL
7	2006	121,59	276.797	56.880	50.883	384.559	121,59	276.797	56.880	50.883	384.559	121,10	121,59	276.797	56.880	50.883	384.559
8	2006	115,66	286.210	72.033	53.286	411.529	115,66	286.210	72.033	53.286	411.529	124,79	115,66	286.210	72.033	53.286	411.529
9	2006	115,94	288.797	55.185	56.226	400.208	115,94	288.797	55.185	56.226	400.208	125,17	115,94	288.797	55.185	56.226	400.208
10	2006	116,51	287.449	52.572	58.458	398.479	116,51	287.449	52.572	58.458	398.479	124,33	116,51	287.449	52.572	58.458	398.479
11	2006	117,52	285.717	62.138	60.558	408.413	117,52	285.717	62.138	60.558	408.413	123,63	117,52	285.717	62.138	60.558	408.413
12	2006	119,28	305.706	71.414	69.861	446.981	119,28	305.706	71.414	69.861	446.981	131,87	119,28	305.706	71.414	69.861	446.981
1	2007	122,50	294.210	62.326	62.095	418.632	122,50	294.210	62.326	62.095	418.632	126,39	122,50	294.210	62.326	62.095	418.632
2	2007	123,08	292.916	56.641	60.549	410.106	123,08	292.916	56.641	60.549	410.106	126,26	123,08	292.916	56.641	60.549	410.106
3	2007	119,80	296.136	123.207	85.928	505.271	119,80	296.136	123.207	85.928	505.271	126,86	119,80	296.136	123.207	85.928	505.271
4	2007	122,45	307.324	101.405	63.160	471.889	122,45	307.324	101.405	63.160	471.889	130,54	122,45	307.324	101.405	63.160	471.889
5	2007	130,38	308.173	71.506	60.273	439.952	130,38	308.173	71.506	60.273	439.952	130,24	130,38	308.173	71.506	60.273	439.952
6	2007																

BHM, ríkisstarfsmenn

Október 2007

Stéttarfélag háskólum, á matvæla- og næringarviði

		Karlar					Allir					Konur					
MA	AR	STG	DL	YL	ÖL	HL	STG	DL	YL	ÖL	HL	Km.Di.	STG	DL	YL	ÖL	HL
7	2006	16,23	327,415	26,907	185	354,507	54,14	317,237	15,083	595	332,915	200,36	37,91	312,880	10,020	771	323,671
8	2006	18,18	328,651	26,025	165	354,841	56,09	318,785	21,013	575	340,373	200,64	37,90	314,052	18,609	771	333,432
9	2006	19,96	315,226	54,988	150	370,365	57,61	316,492	30,464	560	347,516	198,02	37,65	317,163	17,464	777	335,404
10	2006	20,20	314,603	41,142	148	355,894	57,34	316,744	24,496	311	341,551	197,77	37,14	317,909	15,439	400	333,748
11	2006	19,20	322,030	41,185	156	363,371	55,75	319,539	24,411	54	344,004	199,60	36,55	318,230	15,599	0	333,828
12	2006	19,16	319,834	53,265	46,340	419,439	54,71	316,775	31,073	49,061	396,909	197,74	35,55	315,127	19,112	50,528	384,767
1	2007						29,23	328,645	32,790	958	362,393	204,65					
2	2007						29,15	328,164	25,848	103	354,115	203,50					
3	2007						28,81	328,594	29,740	104	358,438	204,46					
4	2007						28,73	328,394	27,445	38,097	393,936	203,08					
5	2007						28,74	329,575	28,848	104	358,528	202,09					
6	2007						27,85	333,115	28,114	108	361,337	203,22					

Félag lífeindafræðinga

Kaupmáttur miðast við 04/1989 = 100,00

		Karlar					Allir					Konur					
MA	AR	STG	DL	YL	ÖL	HL	STG	DL	YL	ÖL	HL	Km.Di.	STG	DL	YL	ÖL	HL
7	2006						172,95	251,357	116,439	25,004	392,800	168,59					
8	2006						170,61	249,137	119,946	27,572	396,655	166,52					
9	2006						170,69	249,084	119,701	23,663	392,448	165,50					
10	2006						169,85	249,714	130,267	25,851	405,832	165,58					
11	2006						168,93	250,603	120,651	26,965	398,219	166,24					
12	2006						167,92	252,485	127,565	72,990	453,041	167,38					
1	2007						186,62	259,792	132,589	31,485	423,866	171,80					
2	2007						187,70	258,972	116,463	25,573	401,009	170,54					
3	2007						184,96	261,298	127,187	26,582	415,067	172,67					
4	2007						183,01	262,139	139,230	57,843	459,212	172,16					
5	2007						185,95	280,346	139,094	31,712	451,152	182,56					
6	2007						188,85	283,054	123,825	30,473	437,352	183,38					

BHM, ríkisstarfsmenn

Kaupmáttur miðast við 01/1992 = 100,00

Félag geislafræðinga

		Karlar				Allir				Konur						
MA	AR	STG	DL	YL	ÖL	HL	STG	DL	YL	ÖL	HL	STG	DL	YL	ÖL	HL
7	2006						61,15	255,321	113,219	51,244	419,783	201,53				
8	2006						61,65	251,653	118,852	54,219	424,723	197,95				
9	2006						61,37	253,834	109,467	53,608	416,910	198,49				
10	2006						63,21	262,483	119,704	59,273	441,460	204,84				
11	2006						63,67	260,359	113,837	54,573	428,769	203,26				
12	2006						65,93	252,612	111,623	92,336	456,572	197,08				
1	2007						61,23	264,284	127,060	69,887	461,231	205,69				
2	2007						63,32	261,973	108,947	57,484	428,403	203,04				
3	2007						63,28	262,338	117,021	58,894	438,253	204,01				
4	2007						62,91	266,861	137,975	98,513	503,349	206,25				
5	2007						63,23	272,892	134,294	59,697	466,883	209,13				
6	2007						73,52	265,617	106,389	60,973	432,980	202,52				

		Karlar				Allir				Konur							
MA	AR	STG	DL	YL	ÖL	HL	STG	DL	YL	ÖL	HL	STG	DL	YL	ÖL	HL	
7	2006	21,31	330,940	29,139	0	360,079	74,76	285,541	17,497	0	303,038	149,03	53,46	267,444	12,857	0	280,301
8	2006	22,74	330,687	30,099	0	360,785	74,28	282,128	19,682	0	301,810	146,74	51,54	260,705	15,087	0	275,793
9	2006	23,09	329,649	28,596	0	358,245	69,77	316,667	24,820	0	341,487	163,74	46,69	310,247	22,953	0	333,200
10	2006	22,90	329,459	30,879	0	360,338	69,99	316,682	25,603	0	342,285	163,41	47,09	310,468	23,037	0	333,505
11	2006	24,10	326,543	33,367	0	359,910	71,66	315,446	27,991	0	343,438	162,84	47,56	309,823	25,267	0	335,091
12	2006	24,27	327,026	27,564	37,434	392,024	71,58	316,858	21,020	39,698	377,571	163,46	47,31	311,643	17,663	40,860	370,165
1	2007	27,73	354,620	47,512	0	402,132	79,07	353,774	30,037	0	383,810	182,06	51,35	353,317	20,600	0	373,917
2	2007	27,18	354,731	36,966	0	391,697	78,66	353,266	27,141	0	380,406	181,04	51,48	352,492	21,954	0	374,446
3	2007	27,64	354,892	29,592	0	384,484	80,96	350,896	23,470	0	374,366	180,44	53,32	348,825	20,297	0	369,123
4	2007	27,87	354,428	32,384	21,345	408,157	82,30	350,590	24,047	22,074	396,711	179,17	54,43	348,626	19,778	22,448	390,852
5	2007	26,31	356,188	30,081	0	386,268	78,77	351,670	22,979	0	374,649	178,21	52,46	349,405	19,416	0	368,821
6	2007	27,00	357,349	30,249	0	387,597	79,46	354,307	18,891	0	373,198	178,63	52,46	352,741	13,044	0	365,785

Stéttarfélag sálfræðinga á Íslandi

		Karlar				Allir				Konur							
MA	AR	STG	DL	YL	ÖL	HL	STG	DL	YL	ÖL	HL	STG	DL	YL	ÖL	HL	
7	2006	21,31	330,940	29,139	0	360,079	74,76	285,541	17,497	0	303,038	149,03	53,46	267,444	12,857	0	280,301
8	2006	22,74	330,687	30,099	0	360,785	74,28	282,128	19,682	0	301,810	146,74	51,54	260,705	15,087	0	275,793
9	2006	23,09	329,649	28,596	0	358,245	69,77	316,667	24,820	0	341,487	163,74	46,69	310,247	22,953	0	333,200
10	2006	22,90	329,459	30,879	0	360,338	69,99	316,682	25,603	0	342,285	163,41	47,09	310,468	23,037	0	333,505
11	2006	24,10	326,543	33,367	0	359,910	71,66	315,446	27,991	0	343,438	162,84	47,56	309,823	25,267	0	335,091
12	2006	24,27	327,026	27,564	37,434	392,024	71,58	316,858	21,020	39,698	377,571	163,46	47,31	311,643	17,663	40,860	370,165
1	2007	27,73	354,620	47,512	0	402,132	79,07	353,774	30,037	0	383,810	182,06	51,35	353,317	20,600	0	373,917
2	2007	27,18	354,731	36,966	0	391,697	78,66	353,266	27,141	0	380,406	181,04	51,48	352,492	21,954	0	374,446
3	2007	27,64	354,892	29,592	0	384,484	80,96	350,896	23,470	0	374,366	180,44	53,32	348,825	20,297	0	369,123
4	2007	27,87	354,428	32,384	21,345	408,157	82,30	350,590	24,047	22,074	396,711	179,17	54,43	348,626	19,778	22,448	390,852
5	2007	26,31	356,188	30,081	0	386,268	78,77	351,670	22,979	0	374,649	178,21	52,46	349,405	19,416	0	368,821
6	2007	27,00	357,349	30,249	0	387,597	79,46	354,307	18,891	0	373,198	178,63	52,46	352,741	13,044	0	365,785

BHM, ríkisstarfsmenn

Október 2007

Stéttarfélag íslenskra félagsráðgjafa

		<i>Karlar</i>				<i>Konur</i>					
MA	AR	STG	DL	YL	ÖL	HL	STG	DL	YL	ÖL	HL
7	2006	63,55	296.843	10.128	0	306.971	180,14				
8	2006	65,53	298.105	11.420	0	309.525	180,28				
9	2006	67,24	295.729	10.118	98	305.945	177,79				
10	2006	69,23	293.838	10.663	596	305.097	176,29				
11	2006	68,49	293.525	12.352	347	306.224	176,17				
12	2006	66,47	298.158	9.766	39,481	347.405	178,84				
1	2007	70,22	301.534	16.116	507	318.157	180,42				
2	2007	69,66	306.262	11.354	577	318.194	182,49				
3	2007	70,72	307.093	11.087	693	318.874	183,61				
4	2007	68,85	310.290	14.614	24,232	349.136	184,38				
5	2007	71,36	314.009	14.331	730	329.070	185,01				
6	2007	71,06	311.762	16.637	839	329.238	182,75				

Stéttarfélag lögfræðinga

		<i>Karlar</i>				<i>Konur</i>					
MA	AR	STG	DL	YL	ÖL	HL	STG	DL	YL	ÖL	HL
7	2006	104,67	341.600	86.767	17.870	446.238	235,86	342.906	73.582	12.545	429.033
8	2006	104,44	342.366	90.679	16.518	449.563	236,73	341.452	75.064	10.188	426.704
9	2006	104,60	346.512	93.967	15.070	455.548	238,59	344.637	74.415	10.832	429.883
10	2006	104,45	346.605	101.542	15.805	463.952	237,70	346.155	81.479	11.398	439.033
11	2006	106,71	345.561	92.132	17.647	455.341	237,98	345.005	80.649	14.522	440.175
12	2006	109,16	349.782	96.112	71.656	517.550	239,77	347.450	79.285	61.232	487.966
1	2007	107,46	376.328	97.236	11.918	485.482	234,89	368.327	77.909	10.834	457.069
2	2007	106,04	377.955	98.290	8.172	484.417	232,84	369.016	81.842	7.057	457.914
3	2007	104,97	377.947	98.960	9.179	486.086	233,27	369.304	83.164	7.169	459.637
4	2007	106,34	380.455	100.212	33.309	513.976	234,99	372.358	84.681	33.748	490.788
5	2007	109,00	383.672	115.678	9.271	508.621	241,05	375.900	101.615	7.945	485.460
6	2007	110,12	381.034	99.072	9.977	490.084	248,75	370.068	82.100	7.753	459.921

BHM, ríkisstarfsmenn

Útgáður, félag háskólanna											
Kartlar						Allir					
MA	AR	STG	DL	YL	ÖL	HL	STG	DL	YL	ÖL	HL
7	2006	164,63	298,522	76,137	7,442	382,101	391,75	291,621	50,280	4,846	346,748
8	2006	164,85	298,489	70,342	7,407	376,238	393,25	290,813	48,099	4,581	343,493
9	2006	164,05	300,445	74,845	8,365	383,655	396,31	291,371	51,899	5,318	348,589
10	2006	164,98	301,248	79,718	9,055	390,020	395,93	293,032	54,223	5,805	353,061
11	2006	170,33	300,737	86,617	9,521	396,875	408,61	293,925	58,529	6,323	358,778
12	2006	168,82	302,566	75,293	48,365	426,224	404,00	295,364	52,503	45,353	393,221
1	2007	166,24	318,793	87,345	13,096	419,234	402,85	309,023	58,175	8,795	375,993
2	2007	170,32	318,096	88,244	12,230	418,571	409,55	307,244	60,384	7,574	375,201
3	2007	173,76	318,766	79,510	12,188	410,465	416,43	307,892	56,514	8,385	372,791
4	2007	176,62	319,209	93,825	34,242	447,276	418,08	308,494	64,918	30,600	404,012
5	2007	176,08	324,525	89,563	10,076	424,164	424,60	313,472	63,775	6,512	383,760
6	2007	178,91	324,579	86,213	11,996	422,787	431,21	313,822	61,600	7,709	383,131
Könur											
		STG	DL	YL	ÖL	HL	STG	DL	YL	ÖL	HL
		227,13	286,619	31,539	2,965	321,122	227,13	286,619	31,539	2,965	321,122
		228,41	285,274	32,046	2,541	319,860	228,41	285,274	32,046	2,541	319,860
		232,26	284,963	35,692	3,166	323,820	232,26	284,963	35,692	3,166	323,820
		230,96	287,164	36,012	3,484	326,661	230,96	287,164	36,012	3,484	326,661
		238,29	289,056	38,453	4,037	331,546	238,29	289,056	38,453	4,037	331,546
		235,19	290,195	36,144	43,192	369,531	235,19	290,195	36,144	43,192	369,531
		236,61	302,158	37,682	5,773	345,613	236,61	302,158	37,682	5,773	345,613
		239,23	299,518	40,549	4,258	344,325	239,23	299,518	40,549	4,258	344,325
		242,66	300,105	40,047	5,663	345,814	242,66	300,105	40,047	5,663	345,814
		241,46	300,656	43,773	27,936	372,365	241,46	300,656	43,773	27,936	372,365
		248,52	305,641	45,505	3,987	355,133	248,52	305,641	45,505	3,987	355,133
		252,31	306,195	44,148	4,669	355,012	252,31	306,195	44,148	4,669	355,012

Proskapjálffélag Íslands											
Kartlar						Allir					
MA	AR	STG	DL	YL	ÖL	HL	STG	DL	YL	ÖL	HL
7	2006	157,62	277,829	43,420	18,774	340,024	157,62	277,829	43,420	18,774	340,024
8	2006	157,40	278,487	51,114	21,277	350,878	157,40	278,487	51,114	21,277	350,878
9	2006	152,75	283,431	50,295	24,421	358,146	152,75	283,431	50,295	24,421	358,146
10	2006	149,80	284,735	46,883	28,980	360,598	149,80	284,735	46,883	28,980	360,598
11	2006	150,39	289,088	43,049	26,778	358,915	150,39	289,088	43,049	26,778	358,915
12	2006	147,53	286,936	39,445	67,870	394,251	147,53	286,936	39,445	67,870	394,251
1	2007	149,69	292,786	67,825	26,948	387,559	149,69	292,786	67,825	26,948	387,559
2	2007	147,38	292,107	44,550	27,198	363,855	147,38	292,107	44,550	27,198	363,855
3	2007	147,30	291,730	40,646	25,744	358,120	147,30	291,730	40,646	25,744	358,120
4	2007	146,18	294,478	80,827	49,503	424,809	146,18	294,478	80,827	49,503	424,809
5	2007	147,69	292,742	58,555	25,778	377,076	147,69	292,742	58,555	25,778	377,076
6	2007	153,79	291,715	55,277	21,323	368,315	153,79	291,715	55,277	21,323	368,315

Proskapjálffélag Íslands Kaupmáttur miðast við 07-12/1997 = 100,00

BHM, ríkisstarfsmenn

BHM félagin hjá ríkinu, alls

MA	AR	Karlar				Allir				Konur							
		STG	DL	YL	ÖL	HL	STG	DL	YL	ÖL	HL	STG	DL	YL	ÖL	HL	
7	2006	1.575,72	318.753	65.599	9.316	393.668	5.291,62	298.084	63.366	17.425	378.875	167,31	3.715,95	289.319	62.420	20.864	372.603
8	2006	1.586,26	318.203	75.044	11.370	404.618	5.214,49	300.861	70.209	18.851	389.920	168,29	3.628,23	293.279	68.095	22.121	383.494
9	2006	1.567,01	321.285	66.740	6.358	394.382	5.195,05	302.787	65.561	16.747	385.096	168,37	3.628,03	294.798	65.052	21.234	381.085
10	2006	1.558,58	321.657	69.556	11.431	402.644	5.214,51	302.499	66.641	19.802	388.943	167,87	3.655,97	294.332	65.398	23.371	383.101
11	2006	1.561,50	322.594	71.985	8.203	402.782	5.243,79	303.394	67.894	18.613	389.901	168,43	3.682,31	295.252	66.159	23.027	384.439
12	2006	1.567,42	323.344	79.176	52.738	455.259	5.241,73	302.999	74.649	61.761	439.410	168,10	3.674,35	294.320	72.718	65.610	432.648
1	2007	1.564,34	338.441	71.623	9.150	419.215	5.394,02	314.719	71.931	21.373	408.023	174,18	3.829,70	305.029	72.057	26.365	403.452
2	2007	1.565,45	338.997	71.734	8.581	419.312	5.416,85	314.429	67.616	19.264	401.309	173,29	3.851,38	304.443	65.942	23.606	393.991
3	2007	1.573,01	339.081	73.022	21.279	433.382	5.419,78	314.711	69.836	24.171	408.718	174,04	3.846,80	304.745	68.534	25.353	398.632
4	2007	1.569,72	339.664	78.566	35.520	453.750	5.410,72	315.625	84.965	45.230	445.820	173,47	3.841,02	305.801	87.581	49.198	442.579
5	2007	1.577,97	344.928	78.042	12.618	435.587	5.443,75	322.849	82.044	21.545	426.439	175,94	3.865,78	313.837	83.678	25.190	422.705
6	2007	1.625,78	343.337	71.849	9.855	425.042	5.657,35	319.916	68.921	19.438	408.275	173,45	4.031,58	310.471	67.740	23.302	401.513

3.3 Kennarasamband Íslands, ríkisstarfsmenn

Kennarasamband Íslands, ríkisstarfsmenn

				<i>Karfar</i>				<i>Allir</i>				<i>Konur</i>							
MA	AR	STG	DL	YL	ÖL	HL		STG	DL	YL	ÖL	HL	Km.Dl.		STG	DL	YL	ÖL	HL
7	2006	641,63	284,717	11,201	61	295,979		1.326,72	281,645	10,860	84	292,589	171,79		685,09	278,768	10,541	106	289,415
8	2006	657,05	285,497	41,337	1,144	327,978		1.392,88	282,861	32,499	908	316,269	171,93		735,83	280,508	24,607	698	305,813
9	2006	654,78	286,346	189,970	99	476,416		1.391,42	283,624	151,143	123	434,889	171,38		736,65	281,204	116,630	143	397,977
10	2006	656,34	286,353	156,991	80	443,424		1.381,83	284,993	126,261	109	411,363	171,86		725,49	283,763	98,460	134	382,357
11	2006	656,92	287,193	153,521	80	440,794		1.381,22	285,352	123,206	123	408,682	172,14		724,30	283,683	95,712	163	379,557
12	2006	655,50	288,373	163,395	42,268	494,036		1.383,01	285,720	131,047	41,754	458,521	172,25		727,51	283,330	101,900	41,291	426,521
1	2007	666,36	295,840	137,211	74	433,125		1.397,05	293,873	103,422	103	397,398	176,73		730,69	292,079	72,608	129	364,815
2	2007	659,84	295,855	154,051	146	450,052		1.375,88	294,552	121,520	149	416,221	176,40		716,04	293,352	91,542	151	385,046
3	2007	657,84	295,657	156,650	146	452,454		1.371,65	294,552	122,066	159	416,776	177,01		713,82	293,532	90,193	170	383,895
4	2007	656,67	296,357	145,781	23,899	466,037		1.371,90	294,437	109,962	24,130	428,528	175,85		715,23	292,673	77,075	24,342	394,090
5	2007	657,20	302,367	142,268	528	445,163		1.373,01	300,737	117,031	414	418,182	178,09		715,80	299,241	93,861	309	393,410
6	2007	655,45	301,309	35,307	287	336,904		1.376,14	299,296	31,778	310	331,384	176,34		720,69	297,465	28,569	330	326,364

3.4 Ýmsir, ríkisstarfsmenn

Október 2007

Kaupmáttur miðast við meðaltal ársins 1991 = 100,00

Félag starfsmanna Alþingis

		Karlar						Allir						Könur					
MA	AR	STG	DL	YL	ÖL	HL	STG	DL	YL	ÖL	HL	Km.Di.	STG	DL	YL	ÖL	HL		
7	2006	49,39	277,598	17,347	45,378	340,323	111,24	279,371	9,353	43,659	332,383	146,11	61,85	280,787	2,970	42,286	326,043		
8	2006	48,37	280,252	20,631	46,474	347,357	110,65	279,961	10,224	45,343	335,529	145,91	62,28	279,736	2,141	44,465	326,343		
9	2006	44,64	287,594	13,755	49,450	350,799	107,58	282,801	7,728	46,044	336,573	146,53	62,94	279,401	3,454	43,629	326,485		
10	2006	47,06	290,557	18,469	53,630	362,656	110,76	287,092	12,114	46,909	346,114	148,45	63,70	284,532	7,419	41,943	333,894		
11	2006	48,93	290,773	23,559	54,482	368,814	113,00	287,805	18,359	45,748	351,912	148,87	64,07	285,539	14,387	39,076	339,002		
12	2006	49,94	297,687	27,417	90,254	415,357	115,65	290,830	21,672	86,201	398,703	150,34	65,71	285,619	17,306	83,120	386,045		
1	2007	48,84	316,004	25,901	54,854	396,760	116,97	308,708	12,930	43,755	365,393	159,19	68,13	303,477	3,631	35,798	342,906		
2	2007	48,66	316,293	27,844	51,115	395,252	118,45	309,333	18,733	41,150	369,216	158,85	69,79	304,480	12,381	34,203	351,064		
3	2007	47,33	319,339	29,219	48,576	397,133	117,89	310,555	19,162	39,606	369,323	160,02	70,56	304,665	12,417	33,590	350,671		
4	2007	46,46	314,812	42,514	231,864	589,190	117,54	309,455	25,367	210,168	544,989	158,47	71,08	305,953	14,159	195,987	516,100		
5	2007	49,61	326,768	34,491	52,105	413,364	118,81	320,414	36,548	43,457	400,420	162,70	69,19	315,859	38,023	37,257	391,139		
6	2007	49,29	326,531	31,903	50,975	409,409	117,20	320,404	20,646	43,372	384,422	161,87	67,90	315,957	12,475	37,852	366,283		

Félag íslenskra flugumferðarstjóra

		Karlar						Allir						Könur					
MA	AR	STG	DL	YL	ÖL	HL	STG	DL	YL	ÖL	HL	Km.Di.	STG	DL	YL	ÖL	HL		
7	2006	83,63	439,373	182,376	162,702	784,451	110,02	427,456	151,324	156,749	735,530	267,13	26,39	389,689	52,918	137,883	580,490		
8	2006	83,85	440,624	147,902	160,938	749,464	110,50	428,251	130,690	155,570	714,511	266,70	26,65	389,323	76,537	138,683	604,542		
9	2006	80,54	444,337	148,263	162,939	755,539	107,20	430,660	122,075	156,412	709,147	266,62	26,65	389,323	42,926	136,685	568,934		
10	2006	82,33	442,027	157,322	162,126	761,475	108,33	432,803	136,336	157,626	726,765	267,40	26,00	403,598	69,894	143,380	616,871		
11	2006	82,62	444,085	168,104	163,295	775,483	111,23	430,480	145,568	157,071	733,119	266,07	28,60	391,181	80,472	139,093	610,746		
12	2006	80,68	443,662	209,664	243,606	896,932	109,69	428,511	178,569	232,945	840,025	264,68	29,00	386,361	92,070	203,290	681,721		
1	2007	79,11	449,188	194,471	221,532	865,191	103,54	437,033	170,477	214,267	821,777	269,29	24,43	397,670	92,778	190,744	681,192		
2	2007	81,33	450,067	138,519	176,473	765,059	106,98	436,891	124,360	171,694	732,945	268,08	25,65	395,115	79,466	156,541	631,122		
3	2007	80,33	449,840	154,072	175,741	779,652	105,90	437,111	129,380	170,706	737,197	269,13	25,67	397,116	51,795	154,884	603,795		
4	2007	80,13	451,723	190,294	216,953	858,971	106,28	438,521	166,786	210,423	815,730	268,34	26,15	398,067	94,754	190,411	683,232		
5	2007	80,45	459,569	171,536	176,185	807,290	105,60	447,787	157,872	170,913	776,573	271,69	25,15	410,099	114,163	154,049	676,310		
6	2007	79,57	461,759	198,501	195,392	855,652	104,92	450,240	171,309	187,938	809,487	271,79	25,35	414,086	85,959	164,541	664,586		

Ýmsir, ríkisstarfsmenn

Kjarafélag Tæknifræðingafélags Íslands

		Kartlar				Allir				Konur						
MA	AR	STG	DL	YL	ÖL	HL	STG	DL	YL	ÖL	HL	STG	DL	YL	ÖL	HL
7	2006						110,49	344,120	106,666	4,946	455,732	178,01				
8	2006						109,81	343,999	104,730	1,251	449,980	177,33				
9	2006						108,38	344,830	115,279	3,607	463,716	176,72				
10	2006						107,43	346,588	115,017	4,288	465,892	177,25				
11	2006						107,88	347,823	115,038	2,670	465,532	177,95				
12	2006						108,30	350,683	122,560	45,734	518,976	179,30				
1	2007						108,55	357,690	110,982	3,762	472,434	182,44				
2	2007						110,23	356,781	116,821	4,170	477,772	181,21				
3	2007						107,77	356,670	117,012	16,246	489,928	181,78				
4	2007						107,26	355,598	115,169	28,469	499,236	180,12				
5	2007						106,26	367,601	118,756	4,804	491,162	184,62				
6	2007						106,20	369,353	133,880	9,731	512,964	184,56				

Læknafélag Íslands

		Kartlar				Allir				Konur							
MA	AR	STG	DL	YL	ÖL	HL	STG	DL	YL	ÖL	HL	STG	DL	YL	ÖL	HL	
7	2006	529,02	464,996	112,361	270,662	848,019	775,33	442,814	119,650	237,522	799,986	229,07	246,30	395,170	135,306	166,342	696,818
8	2006	513,62	472,789	117,332	301,983	892,105	749,21	448,949	123,652	262,485	835,087	231,43	235,60	396,977	137,430	176,376	710,784
9	2006	482,94	482,500	124,157	295,271	901,929	692,19	462,070	131,165	262,500	855,735	236,80	209,25	414,918	147,338	186,863	749,120
10	2006	490,62	481,891	131,057	314,128	927,076	704,03	462,259	134,071	274,699	871,029	236,41	213,42	417,126	141,000	184,056	742,182
11	2006	498,45	481,464	127,421	301,410	910,295	715,68	462,117	131,956	260,695	854,768	236,43	217,23	417,725	142,360	167,271	727,356
12	2006	503,73	481,283	131,707	355,968	968,958	722,82	461,684	137,192	312,224	911,099	236,05	219,09	416,622	149,804	211,647	778,073
1	2007	552,97	495,995	136,392	319,719	952,105	785,38	477,050	143,241	279,376	899,667	243,32	232,41	431,977	159,536	183,393	774,905
2	2007	547,25	498,538	126,863	306,379	931,780	781,57	476,513	131,789	268,316	876,618	242,03	234,32	425,075	143,291	179,422	747,787
3	2007	546,77	498,887	131,107	310,752	940,746	780,01	476,627	139,976	272,588	889,191	242,91	233,24	424,444	160,769	183,122	768,335
4	2007	546,10	499,374	130,452	350,552	980,378	779,14	478,397	142,747	307,011	928,155	242,92	233,05	429,243	171,556	204,981	805,780
5	2007	544,69	508,479	136,441	322,382	967,302	775,07	486,852	146,834	286,061	919,748	244,51	230,38	435,719	171,407	200,188	807,314
6	2007	591,52	490,570	112,649	306,268	909,487	878,09	456,442	118,536	257,804	832,782	228,07	286,57	385,996	130,688	157,766	674,450

Kaupmáttur mældast við meðaltal ársins 1991 = 100,00

Starfmannafélag ríkisendurskoðunar

		Karlur						Allir						Könur					
MA	AR	STG	DL	YL	ÖL	HL	STG	DL	YL	ÖL	HL	Km.Dl.	STG	DL	YL	ÖL	HL		
7	2006	27,00	403.123	1.527	56.373	461.023	46,39	370.426	2.819	40.816	414.061	206,96	19,39	324.901	4.619	19.155	348.674		
8	2006	27,00	403.123	1.527	56.955	461.605	46,72	369.957	2.903	41.092	413.951	205,98	19,72	324.534	4.787	19.367	348.688		
9	2006	25,80	409.181	5.177	57.012	471.371	45,27	371.914	5.440	41.546	418.899	205,86	19,47	322.532	5.789	21.052	349.373		
10	2006	26,13	407.950	2.629	56.867	467.447	45,23	371.198	2.799	40.628	414.625	205,04	19,10	320.927	3.032	18.415	342.373		
11	2006	26,07	408.224	4.806	56.992	470.022	45,17	371.310	3.636	40.679	415.626	205,18	19,10	320.927	2.039	18.415	341.381		
12	2006	25,49	409.733	6.797	100.101	516.632	44,59	371.695	7.724	83.011	462.430	205,26	19,10	320.927	8.960	60.202	390.089		
1	2007	27,10	418.344	1.565	58.507	478.416	46,06	382.672	2.881	42.177	427.730	210,81	18,96	331.693	4.761	18.838	355.293		
2	2007	26,80	419.292	0	61.012	480.304	45,57	383.153	529	43.650	427.332	210,19	18,77	331.550	1.285	18.859	351.694		
3	2007	26,85	415.506	6.004	94.016	515.525	44,66	381.401	4.744	65.624	451.770	209,95	17,82	330.008	2.847	22.840	355.695		
4	2007	26,80	414.072	2.954	375.043	792.068	44,80	380.418	3.550	356.034	740.002	208,12	18,00	330.312	4.436	327.732	662.480		
5	2007	27,00	413.313	2.513	67.870	483.697	45,18	380.274	2.639	48.775	431.687	206,28	18,18	331.197	2.824	20.410	354.432		
6	2007	25,82	419.491	3.505	69.178	492.174	44,97	385.272	2.548	49.592	437.413	207,92	19,16	339.161	1.259	23.201	363.621		

Starfsmannafélag símfónuhljómsv. Ísl

		Karlur						Allir						Könur					
MA	AR	STG	DL	YL	ÖL	HL	STG	DL	YL	ÖL	HL	Km.Dl.	STG	DL	YL	ÖL	HL		
7	2006	42,36	275.284	2.466	0	277.750	77,77	274.091	3.127	0	277.218	168,42	35,41	272.664	3.917	0	276.581		
8	2006	43,42	275.610	2.406	0	278.016	82,04	274.213	2.964	0	277.178	167,91	38,62	272.643	3.592	0	276.235		
9	2006	47,97	280.595	2.679	0	283.274	88,47	278.545	3.290	0	281.834	169,56	40,50	276.116	4.014	0	280.130		
10	2006	48,37	280.521	16.439	0	296.960	88,97	278.424	16.150	0	294.574	169,14	40,60	275.926	15.805	0	291.731		
11	2006	48,14	280.607	5.479	0	286.087	87,82	278.569	6.250	0	284.819	169,30	39,68	276.097	7.185	0	283.281		
12	2006	49,65	279.791	2.397	38.390	320.578	88,57	278.259	3.331	41.279	322.869	169,00	38,92	276.304	4.523	44.965	325.793		
1	2007	47,25	288.346	2.840	0	291.186	88,25	285.863	4.189	0	290.052	173,19	41,00	283.002	5.744	0	288.746		
2	2007	48,46	287.603	8.565	0	296.168	87,92	285.954	8.912	0	294.866	172,53	39,46	283.930	9.339	0	293.268		
3	2007	46,24	292.468	11.398	0	303.865	85,76	288.588	11.723	0	300.310	174,71	39,52	284.047	12.103	0	296.150		
4	2007	47,30	293.238	3.681	23.804	320.723	87,87	288.819	5.358	23.349	317.526	173,77	40,56	283.666	7.315	22.819	313.799		
5	2007	46,22	292.828	3.096	649	296.573	87,22	288.411	3.574	344	292.330	172,06	41,00	283.432	4.114	0	287.545		
6	2007	45,30	292.901	5.051	662	298.615	85,81	288.485	4.893	350	293.728	171,23	40,51	283.546	4.716	0	288.262		

Ýmsir, ríkisstarfsmenn

Stéttarfélag verkfræðinga

		Kjarlar						Allir						Konur					
MA	AR	STG	DL	YL	ÖL	HL	STG	DL	YL	ÖL	HL	Km.Dl.	STG	DL	YL	ÖL	HL		
7	2006	181,91	357,779	92,759	7,570	458,108	212,37	354,032	89,077	7,426	450,534	169,47	30,46	331,651	67,087	6,562	405,299		
8	2006	184,87	355,855	96,065	5,306	457,226	214,95	352,719	92,296	5,404	450,419	168,26	29,78	333,251	68,898	6,012	408,162		
9	2006	179,06	359,647	100,523	6,582	466,752	209,61	355,368	93,946	6,411	455,724	168,52	30,55	330,287	55,396	5,407	391,089		
10	2006	176,91	363,889	107,032	5,491	476,411	206,23	359,886	100,067	5,511	465,464	170,32	29,32	335,733	58,041	5,634	399,408		
11	2006	175,71	363,351	105,922	6,523	475,796	204,63	359,815	99,876	6,408	466,099	170,35	28,92	338,331	63,141	5,712	407,184		
12	2006	176,00	364,422	104,492	52,151	521,065	204,83	360,936	98,581	52,006	511,523	170,77	28,83	339,647	62,496	51,119	453,263		
1	2007	163,92	375,089	110,314	9,544	494,947	190,38	369,198	106,542	9,341	485,081	174,25	26,46	332,705	83,174	8,080	429,959		
2	2007	165,38	375,404	113,108	7,596	496,109	190,63	370,161	108,327	7,480	485,967	173,98	25,25	335,819	77,010	6,716	419,545		
3	2007	163,02	376,657	123,598	21,271	521,525	188,99	370,770	116,985	21,465	509,220	174,86	25,97	333,820	75,475	22,687	431,982		
4	2007	163,04	378,820	123,922	35,205	537,946	189,13	372,920	116,376	35,163	524,459	174,79	26,09	336,054	69,224	34,899	440,177		
5	2007	159,43	385,809	114,315	9,521	509,645	185,86	379,770	108,419	9,311	497,500	176,50	26,43	343,339	72,853	8,047	424,239		
6	2007	159,75	385,973	108,788	12,148	506,910	185,89	379,815	104,990	11,734	496,540	175,62	26,14	342,185	81,780	9,204	433,169		

Kjaranefnd prófessorar

Kaupmáttur miðast við meðaltal ársins 1997 = 100,00.

		Kjarlar						Allir						Konur					
MA	AR	STG	DL	YL	ÖL	HL	STG	DL	YL	ÖL	HL	Km.Dl.	STG	DL	YL	ÖL	HL		
7	2006	168,58	425,760	51,894	18,536	496,190	205,41	425,283	49,416	18,609	493,308	192,75	36,83	423,099	38,075	18,944	480,119		
8	2006	169,00	425,805	52,406	20,926	499,137	205,38	426,828	50,357	20,617	497,802	192,78	36,38	431,579	40,839	19,181	491,599		
9	2006	168,51	430,312	48,962	20,230	499,504	206,39	430,384	46,515	20,211	497,110	193,25	37,88	430,702	35,631	20,129	486,461		
10	2006	166,80	445,393	51,267	22,187	518,847	205,52	444,793	48,857	21,852	515,502	199,31	38,71	442,206	38,472	20,407	501,085		
11	2006	166,80	445,393	50,625	21,646	517,664	205,41	445,874	48,739	21,097	515,710	199,87	38,61	447,951	40,591	18,725	507,267		
12	2006	166,80	445,393	56,930	82,885	584,609	204,96	446,844	66,860	82,615	596,320	200,17	38,16	453,186	112,887	81,435	647,509		
1	2007	167,80	458,536	111,928	20,033	590,496	208,46	458,868	115,157	20,191	594,216	205,06	40,66	460,242	128,486	20,841	609,568		
2	2007	165,79	458,685	62,701	19,741	541,127	206,45	458,992	63,192	19,958	542,142	204,26	40,66	460,242	65,196	20,841	546,279		
3	2007	168,16	457,847	60,788	19,463	538,098	212,82	457,164	63,281	19,360	539,806	204,14	44,66	454,592	72,671	18,974	546,236		
4	2007	171,67	456,481	59,967	19,302	535,150	213,33	455,557	60,453	19,239	535,249	202,17	46,66	452,156	64,449	19,007	535,612		
5	2007	171,28	456,440	62,776	18,815	538,031	218,94	455,259	62,989	18,590	536,837	200,33	47,66	451,015	63,752	17,780	532,547		
6	2007	170,63	456,650	66,799	18,247	541,696	218,29	455,417	66,648	18,145	540,210	199,38	47,66	451,005	66,107	17,779	534,891		

Ýmsir, ríkisstarfsmenn

Október 2007

Kjaradómur aðrir

Kjarlar		Allir				Konur						
MA	AR	STG	DL	YL	ÖL	HL	Km.Dl.	STG	DL	YL	ÖL	HL
7	2006	57,20	509,842	0	52,278	562,121	136,84	28,11	472,175	0	41,828	514,003
8	2006	57,25	510,742	0	54,731	565,473	136,59	28,12	472,810	0	42,370	515,181
9	2006	57,31	511,943	0	53,892	565,835	136,08	29,03	474,416	0	38,951	513,368
10	2006	57,28	530,094	0	56,951	587,045	140,67	30,62	493,129	0	34,787	527,915
11	2006	58,00	525,794	0	56,446	582,240	139,57	30,23	488,370	0	35,230	525,599
12	2006	56,37	529,419	0	126,536	655,955	140,35	29,74	491,157	0	92,684	583,841
1	2007	53,94	544,327	0	50,767	595,094	143,84	29,46	504,623	0	30,488	535,112
2	2007	52,80	542,100	0	51,260	593,360	142,92	29,63	505,977	0	32,087	538,063
3	2007	54,65	536,498	0	49,833	586,331	142,09	29,20	501,345	0	32,560	533,905
4	2007	53,35	542,872	0	56,634	599,505	142,56	28,11	503,353	0	43,852	547,205
5	2007	65,06	530,047	0	30,305	560,352	138,86	34,12	500,577	0	23,189	523,765
6	2007	55,66	542,923	0	41,178	584,101	140,85	24,85	501,278	0	30,454	531,731

Kjaranefnd aðrir

Kaupmáttur miðast við 03/1993 = 100,00

Kjarlar		Allir				Konur						
MA	AR	STG	DL	YL	ÖL	HL	Km.Dl.	STG	DL	YL	ÖL	HL
7	2006	272,50	519,998	15,033	112,186	647,217	180,57	74,04	493,563	10,954	115,210	619,728
8	2006	270,89	520,700	15,362	115,413	651,474	180,11	76,10	493,909	10,991	116,170	621,070
9	2006	272,50	519,181	16,925	113,438	649,544	178,71	78,02	495,177	11,177	116,335	622,690
10	2006	273,84	536,727	16,627	120,695	674,050	184,59	80,05	515,092	11,863	120,169	647,124
11	2006	271,30	535,972	16,894	121,120	673,986	184,41	80,77	514,845	11,115	120,204	646,164
12	2006	267,48	536,963	38,061	199,432	774,457	184,55	80,00	514,860	21,916	197,486	734,262
1	2007	269,39	555,051	14,940	128,458	698,448	190,58	79,00	535,374	7,630	127,410	670,414
2	2007	268,74	555,353	16,253	128,107	699,713	189,74	82,01	534,451	11,904	127,106	673,461
3	2007	271,86	555,235	15,096	130,013	700,344	190,36	82,60	534,406	12,394	127,123	673,923
4	2007	270,09	557,533	15,267	128,554	701,355	189,81	83,95	535,027	12,195	128,750	675,971
5	2007	269,06	557,709	15,353	128,242	701,305	188,25	84,00	534,978	12,971	128,242	676,191
6	2007	266,81	558,823	12,632	131,723	703,178	187,67	83,74	536,286	13,410	126,803	676,500

Ýmsir, ríkisstarfsmenn

Útan félaga

Kjarlar		Allir					Konur					
MA	AR	STG	DL	YL	ÖL	HL	STG	DL	YL	ÖL	HL	
7	2006	58,83	426.403	108.936	41.379	576.718	70,83	423.077	106.097	39.794	568.967	175,04
8	2006	57,09	429.465	105.413	42.228	577.105	69,09	425.523	102.417	40.456	568.996	175,45
9	2006	56,79	422.532	109.061	46.149	577.743	67,88	418.307	106.724	42.557	567.588	171,46
10	2006	54,34	422.823	122.615	38.742	584.180	65,34	419.116	119.808	36.281	575.205	171,44
11	2006	54,90	425.412	124.952	40.457	590.821	65,89	421.455	123.140	37.731	582.326	172,46
12	2006	53,86	426.859	136.958	96.774	660.591	65,86	424.218	131.890	93.471	649.580	173,48
1	2007	53,43	433.596	123.098	40.409	597.103	66,43	434.015	117.703	40.779	592.496	177,05
2	2007	52,23	433.326	131.378	36.564	601.268	65,23	433.806	125.762	37.651	597.219	176,23
3	2007	49,55	432.544	125.579	35.783	593.906	62,55	433.533	117.241	37.078	587.852	176,72
4	2007	47,00	433.009	124.607	53.573	611.189	60,00	433.939	116.540	54.331	604.810	175,80
5	2007	45,86	434.101	133.250	34.684	602.035	56,51	436.157	128.945	36.960	602.061	175,20
6	2007	47,15	439.363	124.899	43.438	607.700	59,39	443.950	115.886	46.544	606.379	177,42

Kjaradómur, dómáttar

Kjarlar		Allir					Konur					
MA	AR	STG	DL	YL	ÖL	HL	STG	DL	YL	ÖL	HL	
7	2006	33,00	523.129	2.751	236.130	762.010	49,00	520.551	3.190	229.527	753.269	215,37
8	2006	34,00	523.577	1.335	235.219	760.131	49,00	521.629	1.235	225.774	748.638	215,07
9	2006	34,00	522.025	1.335	228.969	752.328	49,00	520.551	2.779	225.397	748.726	213,36
10	2006	34,55	540.209	2.117	234.200	776.526	50,55	538.175	2.170	228.157	768.502	220,14
11	2006	35,19	539.632	5.345	238.839	783.817	51,19	537.804	3.674	227.367	768.845	220,07
12	2006	36,00	539.209	1.741	299.105	840.055	52,00	537.539	2.713	296.498	836.750	219,82
1	2007	36,00	585.501	945	260.424	846.870	53,00	582.047	2.248	255.823	840.118	237,44
2	2007	36,00	585.501	2.442	251.852	839.795	53,00	582.047	2.194	247.845	832.087	236,45
3	2007	36,00	585.501	2.994	267.482	855.977	53,00	582.047	2.034	247.028	831.109	237,26
4	2007	34,46	586.690	3.128	263.595	853.413	50,97	583.089	3.339	267.370	853.797	236,22
5	2007	34,00	587.248	0	254.063	841.311	51,00	583.077	1.335	249.274	833.686	234,22
6	2007	34,00	587.248	2.169	265.575	854.992	50,00	583.814	1.475	252.530	837.819	233,32

Kjaranefnd prestar Þjóðkirkjunnar *Kaupmáttur miðast við 01/1993=100,00 og tvöfaldt kaup greiðist í febrúar ár hvert sem og stöðugildi*

		Karlur				Allir				Konur							
MA	AR	STG	DL	YL	ÖL	HL	YL	DL	ÖL	HL	STG	DL	YL	ÖL	HL		
7	2006	105,88	383.688	0	125.454	509.142	145,69	382.895	0	122.449	505.343	242,39	39,81	380.785	0	114.454	495.239
8	2006	107,13	383.544	0	123.890	507.434	147,38	382.579	0	121.263	503.842	241,35	40,26	380.012	0	114.272	494.284
9	2006	105,79	383.152	0	124.571	507.723	146,29	381.997	0	120.171	502.168	239,57	40,50	378.980	0	108.677	487.657
10	2006	105,43	398.214	0	129.694	527.908	144,93	396.627	0	127.344	523.971	248,23	39,50	392.390	0	121.073	513.463
11	2006	106,36	398.139	0	130.162	528.301	144,87	396.818	0	130.073	526.891	248,45	38,50	393.168	0	129.827	522.994
12	2006	107,89	397.370	0	202.668	600.038	146,89	396.244	0	201.918	598.162	247,93	39,00	393.128	0	199.844	592.971
1	2007	106,67	408.858	0	133.848	542.706	145,64	407.595	0	132.557	540.152	254,41	38,97	404.137	0	129.022	533.159
2	2007	106,79	408.846	0	133.699	542.545	145,53	407.599	0	133.506	541.104	253,35	38,74	404.159	0	132.974	537.133
3	2007	106,18	408.894	0	134.966	543.861	144,54	407.642	0	133.982	541.624	254,24	38,36	404.174	0	131.257	535.431
4	2007	106,67	408.858	0	137.125	545.983	145,78	407.585	0	135.305	542.890	252,64	39,11	404.112	0	130.340	534.453
5	2007	106,90	408.839	0	135.286	544.125	144,77	407.630	0	132.908	540.538	250,54	37,87	404.214	0	126.197	530.411
6	2007	108,17	408.343	0	130.932	539.275	143,87	407.741	0	129.019	536.760	249,33	35,70	405.914	0	123.224	529.138

Stéttarfélag íslenskra lyfjafræðinga *Kaupmáttur miðast við meðaltal ársins 1991 = 100,00*

		Karlur				Allir				Konur							
MA	AR	STG	DL	YL	ÖL	HL	STG	DL	YL	ÖL	HL	STG	DL	YL	ÖL	HL	
7	2006	10,32	449.200	33.000	40.565	522.765	40,98	408.885	21.711	21.619	452.216	175,99	30,94	427.423	30.947	26.944	485.314
2	2007	10,25	460.524	22.474	33.887	516.885	42,31	437.323	20.103	22.327	479.753	184,82	32,06	429.906	19.344	18.630	467.881
3	2007	9,25	461.332	26.136	37.085	524.553	41,35	431.505	23.619	24.144	479.268	182,98	32,10	422.910	22.894	20.415	466.218
4	2007	10,25	460.524	36.066	64.042	560.632	41,81	432.161	48.500	49.280	529.941	182,13	31,56	422.950	52.538	44.486	519.974
5	2007	10,10	457.473	53.979	54.142	565.594	42,00	432.412	32.378	25.375	490.165	180,70	31,90	424.479	25.540	16.269	466.288
6	2007	11,81	441.558	31.564	38.240	511.362	47,53	421.484	18.625	21.963	462.073	175,23	35,72	414.846	14.346	16.580	445.772

3.5 Starfsmenn Reykjavíkurborgar

Kaupmáttur hjá Reykjavíkurborg miðast við meðaltal 1990 = 100,00, nema annað sé tekið fram.

Háskólameinn innan BHM hjá Rborg																
		Karlar				Allir				Konur						
MA	AR	STG	DL	YL	ÖL	HL	STG	DL	YL	ÖL	HL	STG	DL	YL	ÖL	HL
7	2006	63,51	333.594	81.931	5.455	420.980	321,69	301.534	44.439	43.078	389.051	258	293.648	35.217	52.332	381.197
8	2006	65,89	327.380	73.891	5.334	406.605	330,59	299.208	39.719	17.707	356.634	265	292.195	31.212	20.787	344.195
9	2006	64,65	329.762	96.846	6.310	432.918	328,48	302.056	50.734	17.215	370.004	264	295.266	39.434	19.887	354.588
10	2006	67,09	329.799	85.695	7.248	422.742	334,99	302.092	50.283	17.966	370.340	268	295.153	41.415	20.650	357.218
11	2006	65,36	328.700	86.759	-3.828	411.631	334,51	302.340	51.425	-15.785	337.979	269	295.938	42.844	-18.689	320.094
12	2006	65,65	329.009	89.634	47.625	466.268	335,48	302.921	50.902	2.474	356.297	270	296.574	41.478	-8.511	329.541
1	2007	63,50	340.263	82.895	3.946	427.104	334,87	313.531	50.571	7.340	371.443	271,37	307.276	43.007	8.134	358.418
2	2007	63,75	340.888	87.237	3.669	431.794	335,43	314.454	53.857	6.852	375.163	271,68	308.251	46.024	7.599	361.874
3	2007	63,75	341.565	91.964	4.404	437.933	333,78	313.237	56.480	7.382	377.099	270,03	306.550	48.103	8.085	362.737
4	2007	64,03	341.230	83.282	24.521	449.033	332,89	313.309	52.904	26.430	392.643	268,86	306.659	45.669	26.885	379.214
5	2007	66,31	336.918	91.309	6.085	434.311	343,63	314.662	54.616	10.176	379.453	277,32	309.340	45.842	11.154	366.336
6	2007	68,50	335.119	79.177	1.843	416.138	344,08	313.537	49.714	6.264	369.516	275,58	308.173	42.390	7.363	357.926

Háskólameinn utan bandalaga hjá Rborg																
		Karlar				Allir				Konur						
MA	AR	STG	DL	YL	ÖL	HL	STG	DL	YL	ÖL	HL	STG	DL	YL	ÖL	HL
7	2006	44,71	357.578	143.160	0	500.738	44,71	357.578	143.160	0	500.738	178,95	178.95	178,95	178,95	178,95
8	2006	43,71	357.661	132.248	0	489.910	43,71	357.661	132.248	0	489.910	178,37	178.37	178,37	178,37	178,37
9	2006	43,67	359.176	153.291	846	513.313	43,67	359.176	153.291	846	513.313	178,07	178.07	178,07	178,07	178,07
10	2006	43,42	359.841	176.775	1.317	537.933	43,42	359.841	176.775	1.317	537.933	178,04	178.04	178,04	178,04	178,04
11	2006	43,70	358.033	154.336	0	512.368	43,70	358.033	154.336	0	512.368	177,21	177.21	177,21	177,21	177,21
12	2006	44,43	370.602	155.052	699	526.353	44,43	370.602	155.052	699	526.353	182,87	182.87	182,87	182,87	182,87
2	2007	44,70	370.934	154.644	695	526.273	44,70	370.934	154.644	695	526.273	182,27	182.27	182,27	182,27	182,27
3	2007	44,70	370.934	143.235	695	514.864	44,70	370.934	143.235	695	514.864	182,89	182.89	182,89	182,89	182,89
4	2007	44,36	371.214	149.530	22.532	543.276	44,36	371.214	149.530	22.532	543.276	181,90	181.90	181,90	181,90	181,90
5	2007	43,67	370.062	158.680	1.249	529.991	43,67	370.062	158.680	1.249	529.991	179,81	179.81	179,81	179,81	179,81
6	2007	42,39	369.149	156.117	1.363	526.629	42,39	369.149	156.117	1.363	526.629	178,45	178.45	178,45	178,45	178,45

Starfsmenn Reykjavíkurborgar

Október 2007

Starfsmannafélag Reykjavíkurborgar, alls

MA	AR	Karlar				Allir				Konur							
		STG	DL	YL	ÖL	STG	DL	YL	ÖL	HL	ÖL	HL	ÖL	HL			
7	2006	933,55	187.417	58.946	15.482	261.845	2.427,77	187.746	38.547	9.618	235.911	163,59	1.494,22	187.951	25.803	5.954	219.708
8	2006	760,11	199.685	64.602	17.797	282.084	2.079,25	197.485	41.302	10.911	249.698	171,48	1.319,15	196.217	27.876	6.944	231.037
9	2006	698,81	204.794	79.626	21.346	305.765	1.983,01	201.936	49.559	12.164	263.659	174,31	1.284,20	200.380	33.199	7.168	240.747
10	2006	706,55	205.064	80.307	21.551	306.922	1.993,81	201.721	52.008	12.014	265.743	173,77	1.287,26	199.887	36.475	6.779	243.140
11	2006	719,91	204.868	82.184	21.798	308.850	2.012,79	201.400	53.013	12.018	266.431	173,56	1.292,88	199.470	36.770	6.571	242.811
12	2006	715,25	204.933	79.593	63.265	347.791	2.003,71	201.806	50.405	52.757	304.968	173,79	1.288,46	200.070	34.203	46.924	281.197
1	2007	724,83	211.400	88.895	22.456	322.752	2.029,88	207.688	55.017	12.207	274.912	178,43	1.305,05	205.626	36.201	6.514	248.341
2	2007	738,47	210.595	81.774	23.736	316.105	2.059,34	207.565	52.854	14.431	274.850	177,57	1.320,87	205.872	36.685	9.228	251.785
3	2007	731,06	211.206	84.723	21.186	317.115	2.048,42	208.063	54.051	11.719	273.833	178,61	1.317,35	206.319	37.030	6.464	249.813
4	2007	733,27	210.866	102.256	39.621	352.743	2.050,17	207.092	63.456	31.351	301.899	176,68	1.316,90	204.991	41.851	26.745	273.588
5	2007	739,69	209.466	85.730	19.951	315.146	2.107,83	205.740	54.853	11.517	272.109	174,05	1.368,13	203.725	38.159	6.957	248.841
6	2007	968,06	193.061	67.578	14.024	274.663	2.597,18	193.436	45.563	8.881	247.880	162,80	1.629,12	193.659	32.480	5.825	231.964

Starfsmannafélag Reykjavíkurborgar, án háskólahóps

MA	AR	Karlar				Allir				Konur							
		STG	DL	YL	ÖL	STG	DL	YL	ÖL	HL	ÖL	HL	ÖL	HL			
7	2006	850,58	177.568	57.620	15.863	251.050	2.100,55	175.447	37.607	10.017	223.071	160,28	1.249,97	174.004	23.989	6.038	204.082
8	2006	677,25	188.939	64.328	18.645	271.912	1.755,58	184.503	40.959	11.536	236.999	167,97	1.078,33	181.718	26.282	7.072	215.071
9	2006	614,35	193.534	80.299	22.587	296.420	1.642,73	188.624	49.837	13.046	251.507	170,72	1.028,38	185.690	31.639	7.347	224.675
10	2006	615,38	193.671	80.514	22.975	297.160	1.642,44	188.538	51.591	12.950	253.079	170,29	1.027,07	185.462	34.261	6.944	226.668
11	2006	627,95	193.847	81.445	23.267	298.560	1.659,68	188.314	52.344	13.072	253.731	170,15	1.031,74	184.947	34.632	6.868	226.447
12	2006	625,90	193.820	79.666	64.953	338.438	1.649,03	188.723	50.359	53.855	292.936	170,41	1.023,14	185.605	32.430	47.065	265.101
1	2007	635,11	199.987	90.381	23.906	314.274	1.678,97	194.035	56.073	13.074	263.183	174,78	1.043,86	190.414	35.200	6.483	232.097
2	2007	646,63	199.123	82.083	24.275	305.480	1.702,66	194.025	53.558	14.352	261.935	174,04	1.056,03	190.903	36.091	8.276	235.271
3	2007	637,14	199.731	84.490	22.479	306.700	1.687,44	194.280	54.659	12.495	261.434	174,87	1.050,30	190.973	36.563	6.438	233.974
4	2007	641,94	199.553	104.251	41.308	345.112	1.701,68	194.261	64.678	32.125	291.170	173,77	1.059,74	191.055	40.877	26.563	258.495
5	2007	650,02	198.173	84.071	21.637	303.882	1.753,67	192.977	54.193	12.809	259.979	171,17	1.103,65	189.916	36.595	7.609	234.121
6	2007	879,09	182.876	65.483	14.906	263.265	2.228,34	181.115	43.966	9.712	234.793	159,83	1.349,25	179.969	29.946	6.328	216.243

Starfsmenn Reykjavíkurborgar

Starfsmannafélag Reykjavíkurborgar, háskólahópur

		<i>Karlar</i>					<i>Allir</i>					<i>Konur</i>				
MA	AR	STG	DL	YL	ÖL	HL	STG	DL	YL	ÖL	HL	STG	DL	YL	ÖL	HL
7	2006	82,97	288,382	72,539	11,580	372,502	327,23	266,692	44,580	7,061	318,333	244,25	259,324	35,083	5,525	299,932
8	2006	82,86	287,519	66,840	10,869	365,228	323,68	267,893	43,163	7,521	318,578	240,82	261,141	35,017	6,369	302,527
9	2006	84,46	286,704	74,725	12,318	373,747	340,27	266,202	48,220	7,906	322,328	255,82	259,433	39,470	6,450	305,352
10	2006	91,17	281,963	78,909	11,937	372,810	351,36	263,347	53,957	7,635	324,938	260,19	256,824	45,213	6,127	308,164
11	2006	91,96	280,123	87,225	11,766	379,114	353,11	262,908	56,156	7,059	326,122	261,15	256,845	45,215	5,402	307,462
12	2006	89,35	282,782	79,082	51,440	413,304	354,68	262,631	50,622	47,655	360,908	265,33	255,846	41,038	46,380	343,264
1	2007	89,72	292,191	78,375	12,196	382,762	350,91	273,011	49,963	8,507	331,031	261,19	266,422	40,204	6,635	313,261
2	2007	91,84	291,367	79,603	19,947	390,917	356,68	272,201	49,494	14,808	336,504	264,84	265,555	39,053	13,027	317,635
3	2007	93,92	289,052	86,303	12,418	387,773	360,98	272,494	51,210	8,089	331,794	267,06	266,670	38,869	6,567	312,107
4	2007	91,33	290,379	88,236	27,768	406,382	348,49	269,748	56,970	27,567	354,285	257,16	262,421	45,865	27,496	335,783
5	2007	89,67	291,324	97,751	7,729	396,803	354,15	268,937	58,120	5,119	332,176	264,48	261,347	44,683	4,235	310,265
6	2007	88,97	293,702	88,279	5,304	387,285	368,83	267,872	55,211	3,859	326,942	279,86	259,661	44,698	3,399	307,759

Félag leikskólakennara hjá Reykjavíkurborg

		<i>Karlar</i>					<i>Allir</i>					<i>Konur</i>				
MA	AR	STG	DL	YL	ÖL	HL	STG	DL	YL	ÖL	HL	STG	DL	YL	ÖL	HL
7	2006	467,72	257,000	11,096	14,743	282,838	467,72	257,000	11,096	14,743	282,838	467,72	257,000	11,096	14,743	282,838
8	2006	467,54	258,179	8,174	13,624	279,977	467,54	258,179	8,174	13,624	279,977	467,54	258,179	8,174	13,624	279,977
9	2006	487,87	257,748	16,784	13,354	287,886	487,87	257,748	16,784	13,354	287,886	487,87	257,748	16,784	13,354	287,886
10	2006	491,91	288,847	25,418	13,088	327,353	491,91	288,847	25,418	13,088	327,353	491,91	288,847	25,418	13,088	327,353
11	2006	490,76	289,118	26,924	12,984	329,026	490,76	289,118	26,924	12,984	329,026	490,76	289,118	26,924	12,984	329,026
12	2006	498,51	298,390	24,270	3,464	326,123	498,51	298,390	24,270	3,464	326,123	498,51	298,390	24,270	3,464	326,123
2	2007	500,37	298,354	18,688	2,663	319,706	500,37	298,354	18,688	2,663	319,706	500,37	298,354	18,688	2,663	319,706
3	2007	501,00	298,744	15,634	2,175	316,553	501,00	298,744	15,634	2,175	316,553	501,00	298,744	15,634	2,175	316,553
4	2007	500,56	299,121	21,223	24,597	344,941	500,56	299,121	21,223	24,597	344,941	500,56	299,121	21,223	24,597	344,941
5	2007	508,86	297,885	22,251	3,628	323,764	508,86	297,885	22,251	3,628	323,764	508,86	297,885	22,251	3,628	323,764
6	2007	516,13	296,352	18,140	3,293	317,785	516,13	296,352	18,140	3,293	317,785	516,13	296,352	18,140	3,293	317,785

Starfsmenn Reykjavíkurborgar

Sjúkraliðafélag Íslands hjá Rborg												
Kaupmáttur miðast við 01/1992 = 100,00												
Karlar						Allir						Konur
MA	AR	STG	DL	YL	HL	STG	DL	YL	ÖL	HL	Km.Dl.	HL
7	2006	286,18	269,889	2,958	0	49,18	210,773	30,199	29,498	270,470	197,44	197,44
8	2006	293,51	270,494	18,061	-929	47,01	211,537	45,919	25,077	282,532	197,47	198,96
9	2006	292,39	272,963	54,726	-711	44,67	214,395	53,702	34,882	302,979	198,96	197,97
10	2006	296,92	271,500	59,945	-433	46,34	213,774	46,418	33,968	294,160	197,97	198,48
11	2006	295,30	272,112	61,826	-461	46,16	214,239	52,201	36,174	302,614	198,48	198,72
12	2006	292,32	273,830	59,174	51,230	45,91	214,640	32,689	68,599	315,928	198,72	204,68
1	2007	297,05	278,830	57,429	164	45,65	221,611	75,696	44,876	342,182	204,68	203,31
2	2007	299,47	277,310	61,921	82	44,52	221,051	42,518	38,960	302,529	203,31	205,50
3	2007	302,76	276,128	74,940	194	43,85	222,669	42,168	34,092	298,930	205,50	203,99
4	2007	300,94	277,813	58,946	302	43,80	222,402	80,278	55,841	358,521	203,99	207,84
5	2007	298,74	277,846	74,793	81,194	45,89	228,534	58,344	35,903	322,782	207,84	202,47
6	2007	302,30	271,791	18,741	264	52,14	223,766	54,291	33,609	311,666	202,47	

Grunnskólar, Reykjavíkurborg												
Kaupmáttur miðast við 08/1996 = 100,00												
Karlar						Allir						Konur
MA	AR	STG	DL	YL	HL	STG	DL	YL	ÖL	HL	Km.Dl.	HL
7	2006	286,18	269,889	2,958	0	1,525,09	257,071	1,010	-3,213	254,868	169,67	169,67
8	2006	293,51	270,494	18,061	-929	1,521,27	257,155	12,676	-1,059	268,772	169,14	168,45
9	2006	292,39	272,963	54,726	-711	1,504,08	257,619	39,590	-990	296,219	168,45	168,03
10	2006	296,92	271,500	59,945	-433	1,516,58	257,511	44,672	-1,005	301,179	168,03	168,53
11	2006	295,30	272,112	61,826	-461	1,513,56	258,170	45,963	-947	303,186	168,53	168,68
12	2006	292,32	273,830	59,174	51,230	1,504,62	258,573	44,333	51,168	354,074	168,68	172,04
1	2007	297,05	278,830	57,429	164	1,517,07	264,370	42,397	-864	305,902	172,04	171,35
2	2007	299,47	277,310	61,921	82	1,520,92	264,413	46,514	-886	310,040	171,35	171,88
3	2007	302,76	276,128	74,940	194	1,528,81	264,328	54,100	-957	317,471	171,88	171,41
4	2007	300,94	277,813	58,946	302	1,513,99	265,236	41,905	-893	306,248	171,41	169,71
5	2007	298,74	277,846	74,793	81,194	1,519,98	264,834	54,371	82,013	401,218	169,71	167,72
6	2007	302,30	271,791	18,741	264	1,510,17	263,077	14,459	-665	276,871	167,72	

4. Ýmislegt

4.1 Vísitala neysluverðs (framfærsluvísitala) með grunn 1981:

Hér að neðan er yfirlit yfir þróun vísitölu neysluverðs, eins og hún er útgefin af Hagstofu Íslands.

Þessi grunnur er notaður í útreikningum KOS, þegar vegið er með neysluverðs-vísitölunni.

Vísitala neysluverðs frá 1981 samkvæmt Hagstofu Íslands

Ám.	jan.	feb.	mar.	apr.	maí	jún.	júl.	ágú.	sep.	okt.	nóv.	des.
1981	100,00	101,60	104,70	109,40	109,80	115,70	118,30	119,60	124,30	127,50	131,50	138,70
1982	141,10	144,30	152,00	158,80	159,90	168,80	173,60	178,80	194,00	202,10	210,10	221,70
1983	230,90	241,90	267,20	285,40	298,50	327,20	340,00	362,50	365,20	376,50	386,90	391,60
1984	394,40	397,00	401,30	407,00	410,60	420,20	424,10	430,70	433,40	438,20	443,80	465,30
1985	485,40	502,10	515,70	524,40	535,40	545,30	558,50	575,30	590,20	603,30	616,60	632,50
1986	651,10	666,00	655,80	659,80	671,10	675,50	678,40	686,10	694,20	697,20	711,50	718,00
1987	734,60	745,40	756,50	767,00	776,40	791,90	805,80	825,80	835,20	849,00	876,10	893,40
1988	926,60	934,40	943,00	956,60	973,40	1.006,90	1.041,80	1.063,40	1.071,20	1.074,80	1.075,50	1.077,50
1989	1.095,50	1.112,00	1.142,50	1.167,30	1.190,30	1.225,40	1.233,90	1.250,50	1.275,90	1.301,10	1.320,70	1.349,30
1990	1.355,70	1.377,80	1.389,20	1.393,40	1.406,00	1.415,70	1.425,00	1.429,40	1.429,20	1.433,10	1.442,90	1.446,40
1991	1.455,50	1.459,80	1.463,30	1.470,10	1.487,70	1.508,20	1.518,00	1.529,70	1.538,90	1.551,00	1.557,50	1.555,80
1992	1.559,60	1.566,10	1.563,30	1.563,20	1.562,10	1.567,60	1.571,50	1.571,50	1.569,90	1.570,90	1.570,90	1.579,10
1993	1.597,50	1.608,50	1.610,40	1.615,00	1.618,80	1.617,80	1.632,20	1.647,30	1.652,50	1.662,20	1.662,20	1.654,00
1994	1.648,30	1.649,90	1.651,80	1.653,80	1.653,80	1.655,70	1.658,60	1.659,60	1.664,50	1.662,50	1.661,60	1.662,50
1995	1.675,20	1.677,10	1.674,20	1.672,30	1.675,20	1.677,10	1.682,00	1.688,80	1.694,70	1.702,40	1.696,60	1.695,60
1996	1.702,40	1.705,40	1.708,30	1.711,20	1.721,90	1.720,00	1.721,90	1.732,60	1.736,50	1.737,50	1.738,50	1.730,70
1997	1.736,50	1.737,50	1.736,50	1.749,20	1.746,20	1.750,10	1.753,10	1.757,90	1.764,70	1.770,60	1.768,60	1.765,70
1998	1.754,40	1.771,60	1.778,40	1.782,30	1.788,10	1.791,00	1.787,10	1.777,40	1.779,30	1.787,10	1.792,0	1.788,70
1999	1.798,80	1.795,90	1.804,60	1.814,40	1.823,10	1.838,20	1.844,20	1.851,20	1.867,00	1.881,60	1.881,70	1.888,10
2000	1.902,60	1.897,50	1.911,50	1.923,40	1.930,80	1.938,50	1.948,20	1.938,20	1.942,20	1.961,60	1.966,90	1.966,70
2001	1.970,30	1.973,90	1.985,60	2.009,90	2.038,10	2.069,30	2.085,30	2.092,00	2.105,80	2.119,30	2.126,60	2.136,50
2002	2.156,20	2.150,30	2.159,40	2.160,30	2.159,40	2.168,70	2.170,60	2.158,90	2.170,10	2.181,40	2.177,50	2.179,00
2003	2.186,80	2.183,10	2.206,50	2.209,10	2.205,80	2.207,20	2.205,10	2.203,10	2.218,70	2.228,90	2.232,00	2.238,70
2004	2.239,60	2.232,80	2.246,00	2.258,70	2.277,20	2.294,20	2.284,00	2.284,00	2.293,70	2.311,00	2.315,60	2.326,50
2005	2.328,10	2.333,60	2.350,80	2.355,70	2.343,30	2.359,20	2.362,80	2.366,80	2.403,30	2.418,00	2.413,90	2.422,60
2006	2.430,50	2.429,00	2.455,70	2.483,80	2.520,50	2.549,80	2.561,30	2.570,20	2.585,40	2.590,70	2.589,70	2.591,40
2007	2.597,70	2.608,60	2.599,70	2.615,80	2.638,10	2.651,60						

REGLUGERÐ UM NEFND UM KJARARANNSÓKNIR OPINBERRA STARFSMANNA

1. gr.

Nefnd um kjararannsóknir opinberra starfsmanna starfar í þeim tilgangi að safna saman og miðla upplýsingum um kjör starfsmanna hjá opinberum aðilum, kjör annarra launþega og þróun launa og kjaramála almennt til þeirra, sem að nefndinni standa, sbr. 4. gr.

2. gr.

Nefndin aflar upplýsinga um kjör, sbr. 1. gr., sem hér segir:

1. Með söfnun, skipulagningu og skráningu upplýsinga um laun og önnur kjaraatriði opinberra starfsmanna, sem aðilar að nefndinni leggja henni til.
2. Með öflun og skipulegri skráningu upplýsinga frá öðrum aðilum, sem stunda reglubundnar kjararannsóknir.
3. Með gerð sérstakra athugana, sem aðilar að nefndinni ákveða hverju sinni.

3. gr.

Nefndin miðlar upplýsingum til þeirra opinberu vinnuveitenda, sem láta nefndinni í té upplýsingar og stéttarfélag starfsmanna þeirra með reglulegum skýrslum og sérstökum skýrslum eftir því sem við á.

Allar upplýsingar, sem safnað er eða unnar eru á vegum nefndarinnar, aðrar en þær, sem nefndin birtir, sbr. fyrri málsgrein, eru trúnaðarmál og er einstökum aðilum að nefndinni óheimilt að notfæra sér þær eða birta án samþykkis allra nefndarmanna.

4. gr.

Nefndin er skipuð 10 fulltrúum. Tveir fulltrúar vinnuveitenda eru tilnefndir af fjármálaráðherra, einn af launanefnd sveitarfélaga, einn af Reykjavíkurborg og einn úr hópi forsvarsmanna sjálfseignarstofnana samkvæmt nánari ákvörðun fjármálaráðherra.

Þrír fulltrúar launþega skulu tilnefndir af BSRB, einn af BHMR og einn af KÍ.

Nefndin skiptir með sér verkum og ákveður sér framkvæmdastjórn.

5. gr.

Nefndin setur sér starfsreglur, m.a. um starfssvið og starfshætti og ákveður nánar með hvaða hætti hún hagar störfum að verkefnum skv. 1.-3. grein. Nefndin skal kosta kapps um að skapa einhug um lausn þeirra verkefna sem henni eru falin. Ákvarðanir um verkefni og birtingu á niðurstöðum verða ekki teknar með afli atkvæða.

6. gr.

Kostnaður vegna starfa nefndarinnar greiðist úr ríkissjóði samkvæmt fjárveitingum í fjárlögum. Nefndin ræður sér sjálf starfsmenn.

7. gr.

Reglugerð þessi er sett samkvæmt lögum nr. 94 31. desember 1986, um kjarasamninga opinberra starfsmanna og öðlast þegar gildi.

Fjármálaráðuneytið 7. júlí 1987

Þorsteinn Pálsson (sign)
Indriði H. Þorláksson (sign)



**Kjararannsóknarnefnd
opinberra starfsmanna
Borgartúni 21, 105 R.**