

# Fréttarit KOS

**Nr. 33**

**Tölur áranna 2005 og 2006**

KJARARANNSÓKNARNEFND OPINBERRA STARFSMANNA (KOS)  
skipa nú eftirtaldir aðilar:

Fulltrúar atvinnurekenda:	Fulltrúar launafólks:
Birgir Björn Sigurjónsson	Eiríkur Jónsson
Gunnar Björnsson	Halldóra Friðjónsdóttir
Karl Björnsson	Helga Jónsdóttir
- óskipað	Jens Andrésson
- óskipað	Ragnar Ingimundarson

Framkvæmdastjórn KOS skipa:  
Birgir Björn Sigurjónsson, Halldóra Friðjónsdóttir, Ragnar Ingimundarson  
og - óskipað

Skrifstofa KOS  
Framkvæmdastjóri : Geir Thorsteinsson  
Fulltrúi : óráðið

Heimilisfang :  
KJARARANNSÓKNARNEFND OPINBERRA STARFSMANNA  
BORGARTÚNI 21, 4. hæð.  
105 REYKJAVÍK

Síminn hjá KOS er: 562 - 6030

Netfang: kos@simnet.is  
Heimasíða á Netinu: <http://www.simnet.is/kos>

EFTIRPRENTUN ER HEIMIL ÚR RITINU, ENDA SÉ UPPRUNA GETIÐ

ISSN 1027-4081

KJARARANNSÓKNARNEFND OPINBERRA STARFSMANNA starfar samkvæmt  
34. grein laga nr. 94/1986 um kjarasamninga opinberra starfsmanna, sem hljóðar þannig:

Á vegum þeirra aðila, sem lög þessi taka til, starfi nefnd er annist kjararannsóknir  
og aðra upplýsingaöflun vegna kjarasamninga.

Nefndin skal skipuð jafnmörgum fulltrúum stéttarféлага og vinnuveitenda  
samkvæmt nánari ákvæðum í reglugerð sem sett skal að fengnum tillögum heildarsamtaka  
opinberra starfsmanna og Sambands íslenskra sveitarféлага.

Nefndin setur sér starfsreglur, m.a. um starfssvið og starfshætti.

Kostnaður við störf nefndarinnar greiðist úr ríkissjóði.

# FRÉTTARIT KOS

## Nr. 33

Apríl 2007

Tölur áráanna 2005 og 2006

Útgefandi: Kjaraannsóknarnefnd  
opinberra starfsmanna

Skrifstofa KOS: Borgartúni 21, 4. hæð  
105 REYKJAVÍK  
Sími: 562-6030

Netfang: [kos@simnet.is](mailto:kos@simnet.is)

Heimasíða KOS: <http://www.simnet.is/kos>

## Efnisyfirlit

1. Fréttarit KOS Nr. 33	
1.1 Skýringar .....	5
1.2 Frá framkvæmdastjórn KOS .....	7
1.3 Listi yfir stéttarfélög og hópa sem eru í heftinu .....	8
2. Starfsmenn ríkis og Reykjavíkurborgar	
2.1 Yfirlit um skiptingu og fjölda opinberra starfsmanna .....	9
2.2 Meðallaun opinberra starfsmanna ríkis og Reykjavíkurborgar .....	10
2.3 Dreifing dagvinnulauna stéttarfélaganna og hópa eftir kyni í nóv. 2006. ....	12
3. Meðaltal dagvinnulauna, yfirvinnulauna og annarra launa	
3.1 BSRB, ríkisstarfsmenn árið 2005 .....	17
3.2 BHM, ríkisstarfsmenn árið 2005 .....	21
3.3 Kennarasamband Íslands, ríkisstarfsmenn árið 2005 .....	34
3.4 Ýmsir, ríkisstarfsmenn árið 2005 .....	35
3.5 Starfsmenn Reykjavíkurborgar árið 2005 .....	43
3.6 BSRB ríkisstarfsmenn árið 2006 .....	47
3.7 BHM, ríkisstarfsmenn árið 2006 .....	51
3.8 Kennarasamband Íslands, ríkisstarfsmenn árið 2006 .....	64
3.9 Ýmsir, ríkisstarfsmenn árið 2006 .....	65
3.10 Starfsmenn Reykjavíkurborgar árið 2006 .....	72
4. Ýmislegt	
4.1 Vísitala neysluverðs (framfærsluvísitala) með grunn 1981: .....	76

# 1. Fréttarit KOS

## 1.1 Skýringar

Í þessari útgáfu eru starfsmenn ríkisins, sem fá greidd laun sem unnin eru í launavinnslukerfi ríkisins og starfsmenn Reykjavíkurborgar sem fá laun greidd úr launakerfi Reykjavíkurborgar. Væntanlega verður unnið að því að taka inn

hópa frá fleiri bæjar- og sveitarfélögum og fyrst um sinn er miðað við að fá tölur frá öllum kaupstöðum svo og öðrum sveitarfélögum, sem hafa fleiri en 1000 íbúa.

### Skýringar:

GR. STG.	=	Greidd stöðugildi í dagvinnu (Stg.)
STÖÐUGILDI	=	Samanlagt starfshlutfall starfsmanna í hverjum hóp. (STG).
DAGVINNUL.	=	Laun og aðrar greiðslur sem greiddar eru fyrir dagvinnutíma, (DI.)
YFIRV.L.	=	Greidd laun fyrir yfirvinnu. (YI.)
ÖNNUR L.	=	Öll önnur greidd laun á launaseðlum. (ÖI.)
HEILDARL.	=	Summan af dagvinnulaunum, yfirvinnulaunum og öðrum launum (HI.)
MEÐAL MÁN- AÐARLAUN	=	Summa dagvinnulauna deilt með summu stöðugilda fyrir hvert félag eða hóp

Breyting var gerð á vinnslu dagvinnulauna frá og með 1990. Öll laun sem tilheyra dagvinnu reiknast nú sem dagvinnulaun og um leið reiknast þau yfir í hlutfall stöðugilda og koma þar einnig til viðbótar.

Á undanförunum árum hafa orðið breytingar á aðild stéttarfélaganna að bandalögum og hópar starfsmanna, sem áður voru í tilteknu stéttarfélagi, hafa stofnað ný en dæmi eru einnig um stéttarfélög sem hafa sameinast. Þá hafa orðið umfangsmiklar breytingar á tímabilinu á

hópunum „Kjaradómur“ og „Utan félaganna“ einkum vegna setningar laga nr. 120/1992 um Kjaradóm og kjaranefnd, sem leiddi m.a. til þess að stofnað var til hópsins „Kjaranefnd“ frá mars 1993. Í kjölfar setningar laga nr. 70/1996 og afleiddra lagabreytinga á sérlægum hafa enn orðið tilfærslur í hópunum „Kjaradómur“ og „Kjaranefnd“. Þessar breytingar hafa falið í sér að einstaklingar sem voru yfirleitt áður í stéttarfélögum (háskólamanna) hafa verið settir undir Kjaradóm og Kjaranefnd. Þá var með lögum ákveðið að frá 1. ágúst 1996

skyldu kennarar og skólastjórnendur við grunnskóla vera starfsmenn sveitarfélaga. Ekki eru gerðar sérstakar ráðstafanir til að reikna hópa, félög eða bandalög afturvirkir út frá breyttum forsendum. Í flestum tilvikum byrja slíkir hópar eða félög frá þeim tíma sem til þeirra er stofnað. Stjórnumerkt er við slík félög

og getið upphafstímabilis sem kaupmáttarútreikningur miðast við.

Athuga ber að meðaltölur launa sumarmánaða eru að jafnaði lægri en aðra mánuði vegna afleysinga og ráðninga sumarfólks.

Ástæða er til að vekja sérstaka athygli á breyttum hlutföllum launategunda hjá mörgum stéttarfélögum, sem m.a. má rekja til nýja launakerfisins, sem tók gildi í kjölfar kjarasamninga á árabílinu 1997 - 2002. Dagvinnulaunahluti þeirra eykst en yfirvinnuhluti minnkar.

Jafnframt geta verið sveiflur í launum á milli mánaða hjá einstökum stéttarfélögum og/eða hópum vegna afturvirkra leiðréttinga á launum.

## 1.2 Frá framkvæmdastjórn KOS

Í þessu hefti KOS eru upplýsingar á grunni frá og með árinu 1990. Eins og áður er unnið úr öllum greiddum launum frá viðkomandi launaskrifstofum.

Kosturinn við þessar upplýsingar, umfram þær sem fást við kaup og kjör annarra en þeirra er vinna hjá ríki og borg, er að hér er ekki um úrtak að ræða. Upplýsingarnar ná til launa, sem skráð eru í launavinnslukerfi ríkisins og launavinnslukerfi Reykjavíkurborgar. Þar með er ekki sagt að efnið sé gallalaust.

Tölurnar sýna laun allra þeirra, sem í starfi eru á hverjum tíma. Þetta getur valdið erfiðleikum í samanburði. T.d. lækka meðaldagvinnulaun flestra stéttarféлага yfir sumarmánuðina, vegna þess að sumarafleysingafólkið kemur inn í lægstu starfsaldursþrepin og verður að taka tillit til þess, þegar sumarmánuðirnir eru bornir saman við aðra mánuði.

Meðallaun og kaupmáttur lítilla hópa, geta breyst mjög mikið við það eitt, að nokkrir starfsmenn í efsta starfsaldursþrepi fara á eftirlaun en nýliðar taka við.

Stærsta vandamálið er þó að ná í samanburðarhæfar tölur um laun og aðrar

greiðslur til launþega á almennum vinnu-umarkaði og þeirra opinberu starfsmanna sem ekki eru í launavinnslukerfi ríkisins eða launavinnslukerfi Reykjavíkurborgar

KOS vinnur að því m.a. að finna leiðir til að endurbæta talnaefnið með tilliti til ofantalinna þátta.

Breytingar voru gerðar á útliti og innihaldi 20. Fréttarits KOS. Meðallaun á félög og hópa voru kyngreind, ef fjöldi karla eða kvenna nær 10 stöðugildum. Myndir sýna nú dreifingu dagvinnulauna innan hvers félags/hóps. Markmiðið með breytingunum er að gefa lesendum betri upplýsingar. Ætlunin er að fitja upp á frekari breytingum í framtíðinni.

Mjög hefur dregist að birta tölur fyrir árin 2005 og 2006 vegna tafa á skilum talnaefnis frá ríkinu.

### 1.3 Listi yfir stéttarfélög og hópa sem eru í heftinu

BSRB, ríkisstarfsmenn  
Félag flugmálastarfsmanna ríkisins  
Félag starfsmanna Stjórnarráðsins  
Landssamband Lögreglumanna  
Sjúkraliðafélag Íslands  
Starfsmannafélag ríkisútvarpsins  
Starfsmannafélag sjónvarpsins  
Starfsmannafélag ríkisstofnana, tæknih.  
Starfsmannafélag ríkisst., skrifstofuh.  
Starfsmannafélag ríkisstofnana, heilbr.h.  
Starfsmannafélag ríkisstofnana, alls  
Tollvarðafélag Íslands  
BSRB félögin hjá ríkinu, alls

BHM, ríkisstarfsmenn  
Félag tækniháskólakennara  
Kennarafélag KHI (Kennaraháskóla Íslands)  
Dýralæknafélag Íslands  
Stéttarfélag sálfræðinga á Íslandi.  
Stéttarfélag sjúkráþjálfara  
Iðjuþjálfafélag Íslands  
Stéttarfélag íslenskra félagsráðgjafa  
Meinataeknafélag Íslands  
Félag íslenskra geislafræðinga  
Félag íslenskra náttúrufræðinga  
Fél. ísl. félagsvísindamanna  
Félag íslenskra fræða - kjaradeild  
Leikarafélag Íslands  
Ljósmeðrafélag Íslands  
Stéttarfélag bókasafns- og upplýsingafræðinga  
Félag fréttamanna  
Félag háskólakennara  
Félag háskólakennara á Akureyri  
Fél. háskólam. starfsm. stjórnarráðsins  
Félag íslenskra hjúkrunarfræðinga  
Kjaraf. viðskipta- og hagfræðinga  
Stéttarfél. háskólam. á matvæla- og næringarsviði  
Stéttarfélag lögfræðinga  
Útgarður, félag háskólamanna  
Proskapjálfafe lag Íslands  
BHM félögin hjá ríkinu, alls

Kennarasamband Íslands  
Kennarasamband Íslands framhaldsskólar

Ýmsir hópar ríkisstarfsmanna  
Félag íslenskra flugumferðarstjóra  
Kjarafélag Tæknifræðingafélags Íslands  
Læknafe lag Íslands  
Starfsmannafél. Sinfóníuhlj. Íslands  
Stéttarfélag verkfræðinga  
Heilsugæslulæknar  
Kjaranefnd prófessorar  
Kjaradómur  
Kjaranefnd  
Útan félaga  
Kjaranefnd prestar þjóðkirkjunnar  
Stéttarfélag íslenskra lyfjafræðinga  
Félag starfsmanna Alþingis  
Starfsmannafélag ríkisendurskoðunar

Reykjavíkurborg  
Starfsmannafélag Reykjavíkurborgar  
an háskólahóps  
Starfsmannafélag Reykjavíkurborgar, háskólahópur  
Starfsmannafélag Reykjavíkurborgar alls  
Félag leikskólakennara hjá Reykjavíkurborg  
Sjúkraliðafélag Íslands  
Háskólahópur innan BHM  
Háskólahópur utan bandalaga  
Grunnskólar hjá Reykjavíkurborg

#### Önnur sveitarfélög.

Kos hefur m.a. að markmiði að safna upplýsingum frá öllum kaupstöðum og þeim sveitarfélögum sem hafa 1000 íbúa eða fleiri. Í þessu hefti KOS eru ekki nýjar upplýsingar frá öðrum sveitarfélögum en Reykjavíkurborg, vegna starfsmannaskorts.



## 2. Starfsmenn ríkis og Reykjavíkurborgar

Hér á eftir fer yfirlit um samsetningu hópa og bandalaga skipt eftir kyni, upplýsingar um meðallaun og að síðustu

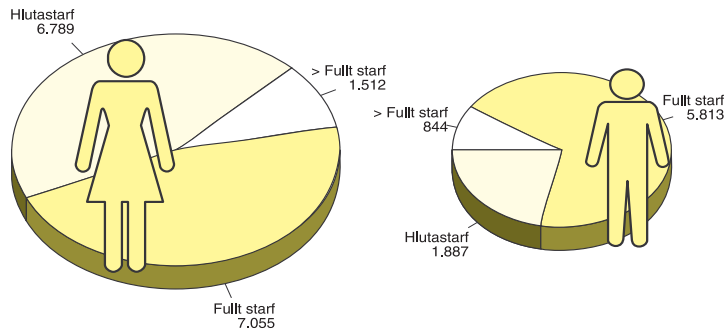
dreifing dagvinnulauna karla og kvenna skipt eftir stéttarfélögum/hópum.

### 2.1 Yfirlit um skiptingu og fjölda opinberra starfsmanna ríkis og Reykjavíkurborgar í nóvember 2006

Alls voru 23.900 einstaklingar í gagnasafninu í nóvember 2006. Það svarar til rúmlega 13 % af fjölda vinnandi manna

á Íslandi. Konur voru 15.356 og karlar voru 8.544.

Mynd 2.1.1. Skipting fjölda eftir kyni og hlutfalli starfs



Taflan hér á eftir sýnir skiptingu starfsmanna eftir kyni og starfshlutfalli innan bandalaga og hópa. Eingöngu er um að ræða ríkisstarfsmenn neðangreindra bandalaga og hópa.

Tölurnar fyrir Reykjavíkurborg sýna skiptingu allra opinberra starfsmanna Reykjavíkurborgar.

Tafla 2.1.1 Skipting fjölda eftir hópum, kynjum og hlutfalli starfs.

Hópur	Kyn	Hlutasarf		Fullt starf		>Fullt starf		Samtölur	
		Fjöldi	Hlutfall	Fjöldi	Hlutfall	Fjöldi	Hlutfall	Fjöldi	Hlutfall
BSRB ríkisstarfsmenn	Karlar	643	24,14%	1.976	74,17%	45	1,69%	2.664	100,00%
	Konur	2.871	55,53%	2.234	43,21%	65	1,26%	5.170	100,00%
BHM ríkisstarfsmenn	Karlar	297	17,35%	1.376	80,37%	39	2,28%	1.712	100,00%
	Konur	2.269	50,65%	2.090	46,65%	121	2,70%	4.480	100,00%
Kennarasamband Íslands	Karlar	110	15,15%	607	83,61%	9	1,24%	726	100,00%
	Konur	256	30,08%	582	68,39%	13	1,53%	851	100,00%
Ýmsir ríkisstarfsmenn	Karlar	432	22,51%	1.422	74,10%	65	3,39%	1.919	100,00%
	Konur	226	29,27%	528	68,39%	18	2,33%	772	100,00%
Starfsmenn Reykjavíkurborgar	Karlar	405	26,59%	432	28,37%	686	45,04%	1.523	100,00%
	Konur	1.167	28,58%	1.621	39,70%	1.295	31,72%	4.083	100,00%

Hlutfallstölur eru reiknaðar af heildarfjölda einstaklinga innan hvers kyns innan hvers hóps eða bandalags

## 2.2 Meðallaun opinberra starfsmanna ríkis og Reykjavíkur- borgar frá og með 1. ársfjórðungi 1987. Kaupmáttur miðast við meðaltal ársins 1990 = 100

Ár	Stg.	DI.	Breyting	HI.	Breyting	Km.DI	Km.HI.
1987	16.805,15	49.904		71.855		117,12	115,94
1988	17.515,13	61.496	23,23%	87.804	22,20%	114,76	112,65
1989	18.064,45	68.203	10,91%	97.777	11,36%	105,41	103,89
1990	18.486,49	74.761	9,62%	108.744	11,22%	100,00	100,00
1991	18.497,11	81.604	9,15%	121.686	11,90%	102,21	104,78
1992	19.011,68	84.693	3,79%	126.520	3,97%	102,01	104,77
1993	19.093,22	86.323	1,92%	128.262	1,38%	99,93	102,08
1994	19.539,24	87.785	1,69%	132.140	3,02%	100,06	103,55
1995	19.856,16	92.178	5,00%	138.914	5,13%	103,36	107,09
1996	19.786,59	99.605	8,06%	150.291	8,19%	109,23	113,31
1997	19.016,52	105.545	5,96%	160.072	6,51%	113,71	118,56
1998	17.511,81	131.229	24,33%	189.300	18,26%	138,99	137,84
1999	16.845,24	144.540	10,14%	207.022	9,36%	148,30	146,03
2000	17.980,55	154.867	7,14%	223.304	7,86%	151,11	149,79
2001	17.910,40	178.289	15,12%	252.606	13,12%	163,51	159,27
2002	18.813,88	198.185	11,16%	275.224	8,95%	172,81	164,99
2003	19.080,98	210.850	6,39%	291.807	6,03%	180,16	171,41
2004	19.023,82	220.330	4,50%	303.079	3,86%	182,49	172,58
2005	18.025,64	232.064	5,33%	313.565	3,46%	184,81	171,68
2006	19.671,09	263.718	13,64%	362.009	15,45%	196,88	185,80

Ár	Ársfj.	Stg.	DI.	Breyting	HI.	Breyting	Km.DI	Km.HI.
1987	1	16.278,38	45.924		67.405		116,34	117,40
	2	16.902,54	48.539	5,69%	71.362	5,87%	117,77	119,04
	3	17.192,63	49.911	2,83%	67.825	-4,96%	114,64	107,10
	4	16.847,04	55.113	10,42%	80.764	19,08%	119,25	120,15
1988	1	16.921,24	57.982	5,21%	84.801	5,00%	117,16	117,81
	2	17.526,45	60.208	3,84%	86.140	1,58%	116,16	114,25
	3	18.013,09	63.401	5,30%	85.895	-0,28%	113,09	105,34
	4	17.599,75	64.208	1,27%	94.302	9,79%	112,71	113,80
1989	1	17.743,25	64.779	0,89%	95.078	0,82%	109,56	110,56
	2	18.210,10	67.116	3,61%	96.240	1,22%	106,13	104,63
	3	18.495,68	68.825	2,55%	94.171	-2,15%	103,70	97,55
	4	17.808,75	72.078	4,73%	105.782	12,33%	102,84	103,76
1990	1	18.022,80	73.616	2,13%	105.445	-0,32%	101,17	99,63
	2	18.304,75	74.121	0,69%	107.576	2,02%	99,63	99,41
	3	19.252,42	74.731	0,82%	102.054	-5,13%	98,85	92,80
	4	18.366,00	76.555	2,44%	120.158	17,74%	100,35	108,29
1991	1	17.878,81	79.648	4,04%	119.665	-0,41%	103,07	106,46
	2	18.667,43	81.055	1,77%	121.795	1,78%	102,83	106,23
	3	19.288,88	82.025	1,20%	114.704	-5,82%	101,33	97,42
	4	18.153,31	83.649	1,98%	130.983	14,19%	101,61	109,39
1992	1	18.659,89	83.934	0,34%	125.462	-4,22%	101,42	104,23
	2	19.206,39	84.287	0,42%	127.366	1,52%	101,76	105,72
	3	19.584,69	84.367	0,09%	117.116	-8,05%	101,43	96,80
	4	18.595,74	86.217	2,19%	136.610	16,65%	103,48	112,72
1993	1	18.531,27	86.341	0,14%	127.949	-6,34%	101,57	103,48
	2	19.210,56	85.963	-0,44%	127.954	0,00%	100,39	102,73
	3	19.799,55	85.587	-0,44%	119.030	-6,97%	98,32	94,01
	4	18.831,49	87.448	2,17%	138.590	16,43%	99,53	108,44
1994	1	18.910,64	88.049	0,69%	130.674	-5,71%	100,78	102,83
	2	19.690,19	87.544	-0,57%	134.501	2,93%	99,94	105,56
	3	20.252,67	86.956	-0,67%	122.102	-9,22%	98,88	95,46
	4	19.303,45	88.641	1,94%	141.699	16,05%	100,72	110,69
1995	1	17.890,62	89.188	0,62%	134.113	-5,35%	100,53	103,93
	2	20.408,56	91.493	2,58%	140.400	4,69%	103,17	108,85
	3	21.116,89	92.109	0,67%	128.459	-8,50%	103,03	98,78
	4	20.008,56	95.622	3,81%	152.724	18,89%	106,35	116,77
1996	1	20.040,51	99.458	4,01%	149.069	-2,39%	110,15	113,50
	2	20.781,34	99.189	-0,27%	150.624	1,04%	109,06	113,86
	3	20.330,94	98.658	-0,54%	138.882	-7,80%	107,69	104,22
	4	17.993,58	101.318	2,70%	164.159	18,20%	110,25	122,81
1997	1	18.517,27	101.711	0,39%	159.611	-2,77%	110,60	115,92
	2	19.308,21	103.895	2,15%	164.881	3,30%	112,22	118,90
	3	19.843,03	105.106	1,17%	153.364	-6,99%	112,88	110,00
	4	18.397,58	111.610	6,19%	182.644	19,09%	119,21	130,01
1998	1	16.957,25	126.325	13,18%	182.724	0,04%	134,40	133,66
	2	17.644,34	130.526	3,33%	189.726	3,83%	137,94	137,85
	3	18.127,02	132.073	1,19%	179.207	-5,54%	140,04	130,63
	4	17.318,64	135.862	2,87%	205.869	14,88%	143,41	149,40

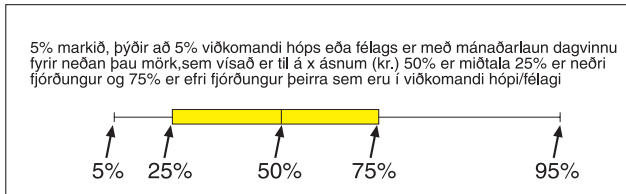


### 2.3 Dreifing dagvinnulauna stéttarféлага og hópa eftir kyni í nóvember 2006.

Hér á eftir eru sýnd gröf, þar sem er búið að reikna dreifingu mánaðarlauna í dagvinnu hjá stéttarfélögum/hópum. Miðað er við nóvember mánuð 2006 og dagvinnulaun mánaðarins eru eins og áður

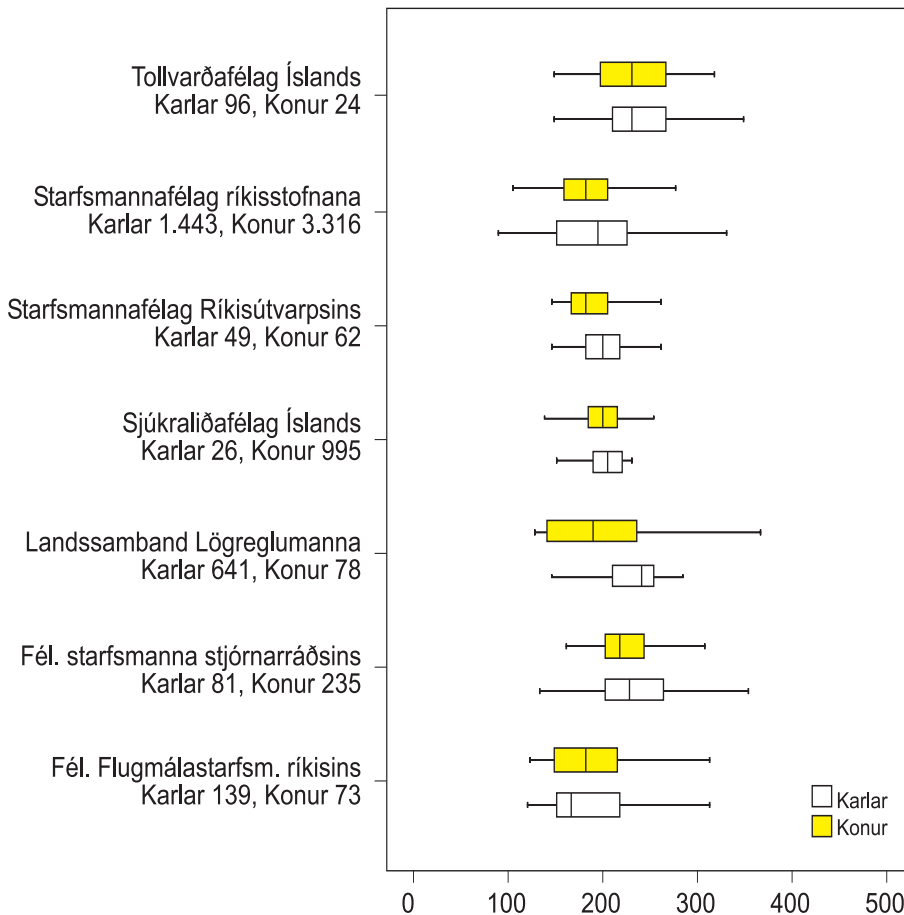
uppreiknuð miðað við fullt starf. Starfsmönnum með minna en 10% starf var sleppt. Fjöldi starfsmanna af hvoru kyni er sýndur fyrir neðan nafn hvers félags/hóps.

Skýring:



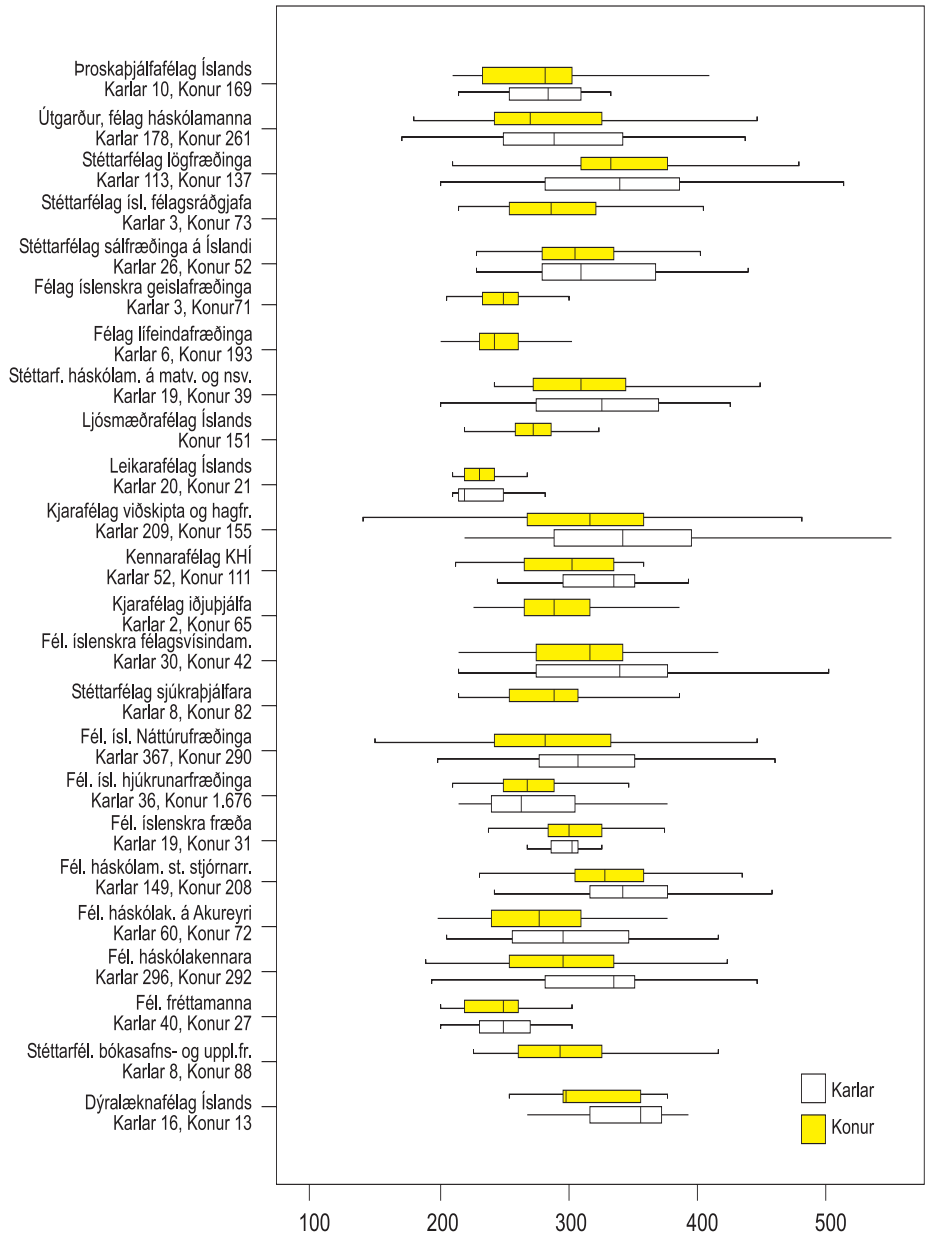
Mynd 2.3.1

Dreifing dagvinnulauna í nóvember 2006  
BSRB ríkisstarfsmenn



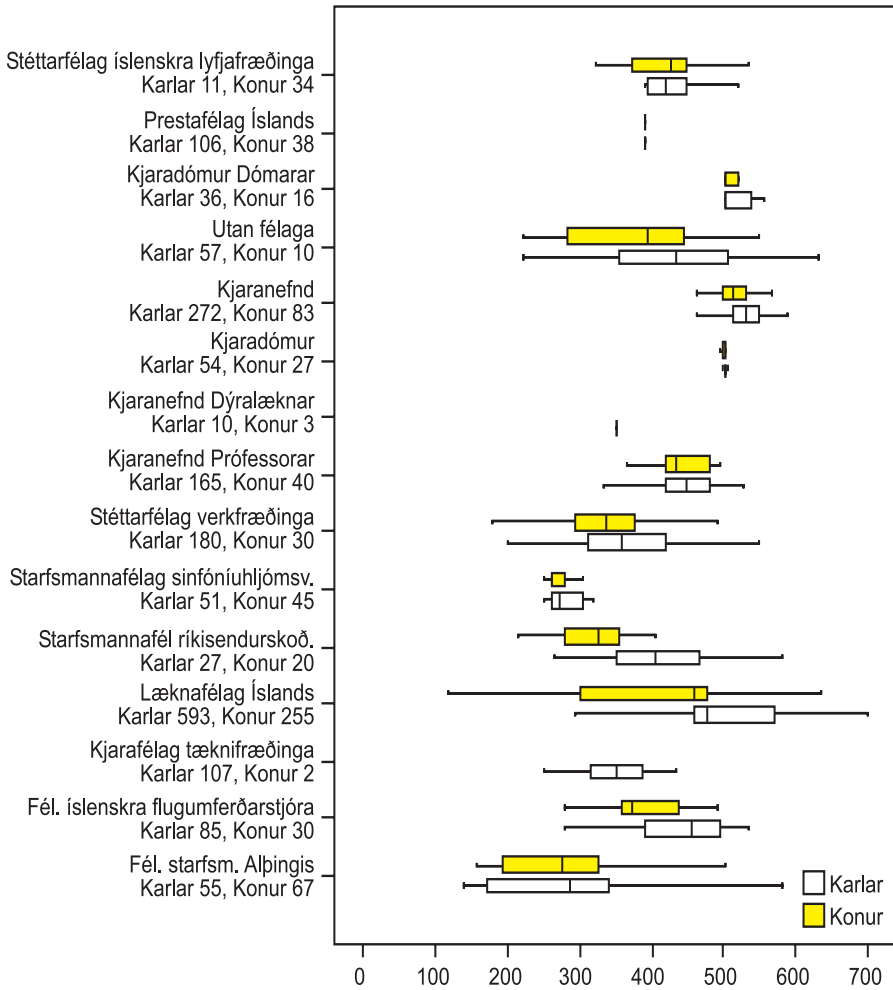
Dreifing dagvinnulauna í nóvember 2006  
BHM ríkisstarfsmenn

Mynd 2.3.2

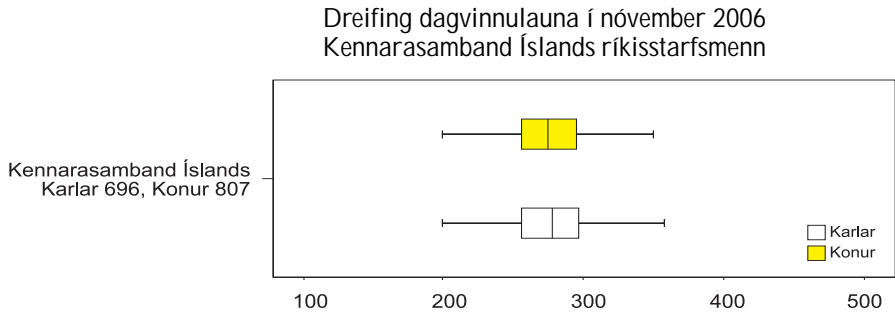


Mynd 2.3.3

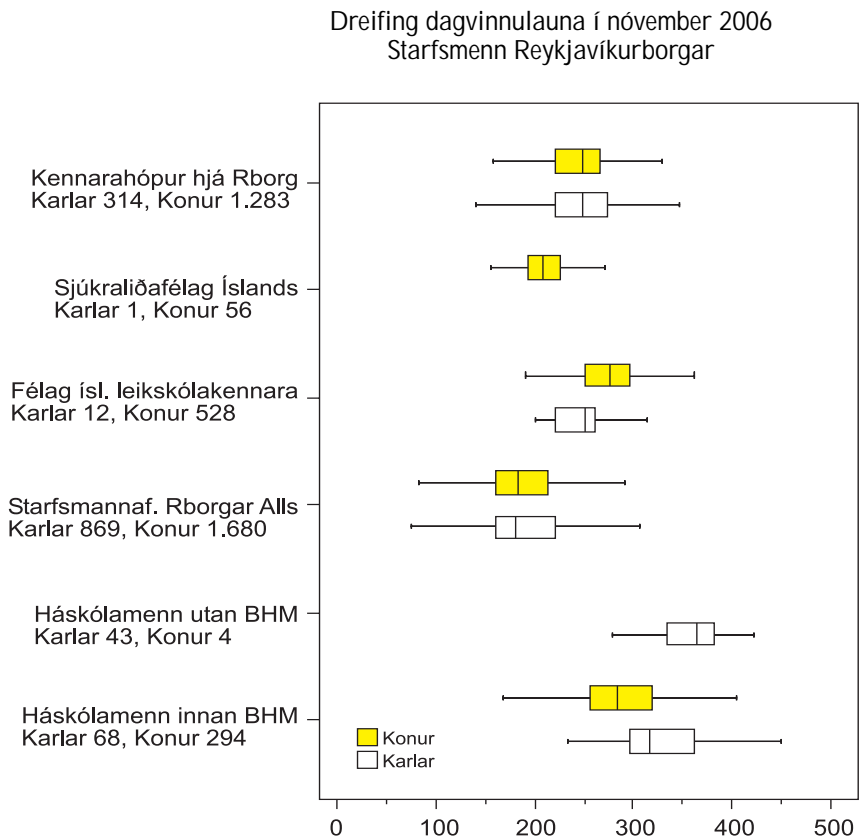
Dreifing dagvinnulauna í nóvember 2006  
 ÝMSIR ríkisstarfsmenn



Mynd 2.3.4



Mynd 2.3.5



### 3. Meðaltal dagvinnulauna, yfirvinnulauna og annarra launa, ásamt heildarlaunum og kaupmætti dagvinnulauna, skipt eftir kyni

Athuga ber að önnur laun fyrir apríl og desember eru heldur hærrí en aðra mánuði í eftirtöldum töflum því orlofsframlag, desemberuppbót og óregluleg önnur laun eru meðtalin.

Skipt var um launakerfi hjá ríkisstarfsmönnum á árinu 2005. Launatölurnar sem hér birtast fyrir það ár koma því úr tveimur launakerfum. Valin var sú leið að taka vegið meðaltal launa úr báðum kerfunum fyrir þá mánuði sem hluti starsemanna viðkomandi félags fengu laun úr báðum launakerfunum. Þetta gæti valdið einhverju misvægi, en ætti að gefa nokkuð góða mynd af meðallaunum. Þetta á aðallega við mánuðina apríl og maí 2005 en hefur líka áhrif á aðra mánuði ársins þótt í minna mæli sé.

Hér á næstu síðum eru útreiknuð meðallaun eftir félögum, hópum og bandalögum ásamt kaupmætti dagvinnulauna.

Kaupmáttur miðar við janúar 1987 = 100, nema annað sé tekið sérstaklega fram.

Ekki eru birtar kynskiptar meðaltölur fyrir hópum sem hafa færri en 10 stöðugildi annaðhvort hjá körlum eða konum.

**Skýringar:**

MA = mánuður

YL = yfirvinnulaun

HL = heildarlaun

STG = stöðugildi

DL = dagvinnulaun

ÖL = önnur laun

Km.dl. = kaupmáttur dagvinnulauna

AR = Ár



## Félag flugmálastarfsmanna ríkisins

		<i>Karlar</i>						<i>Allir</i>						<i>Konur</i>				
MA	AR	STG	DL	YL	ÖL	HL	STG	DL	YL	ÖL	HL	Km.Dl.	STG	DL	YL	ÖL	HL	
1	2005	93,55	159.674	94.408	52.952	307.034	142,57	163.399	83.552	42.153	289.103	150,31	49,02	170.507	62.832	21.541	254.881	
2	2005	92,81	159.921	92.321	46.862	299.106	141,68	163.555	85.519	37.540	286.614	150,10	48,86	170.458	72.598	19.832	262.887	
3	2005	92,70	170.398	93.469	69.286	333.154	142,56	174.128	90.681	58.260	323.070	158,64	49,86	181.064	85.497	37.763	304.324	
4	2005	92,77	172.155	95.862	79.112	347.129	143,38	174.917	89.154	66.952	331.022	159,02	50,61	179.978	76.860	44.663	301.500	
5	2005	96,27	172.574	99.023	44.641	316.238	151,48	174.171	89.936	34.977	299.084	159,18	55,20	176.959	74.083	18.121	269.162	
6	2005	113,57	163.788	92.013	37.130	292.932	186,00	164.329	81.620	29.426	275.375	149,18	72,43	165.176	65.324	17.346	247.846	
7	2005	115,15	162.752	89.808	37.626	290.186	188,47	164.002	82.232	30.492	276.726	148,65	73,32	165.966	70.332	19.286	255.584	
8	2005	110,75	164.864	98.914	40.583	304.361	179,11	166.225	93.935	34.796	294.957	150,41	68,37	168.430	85.872	25.421	279.722	
9	2005	97,64	170.878	95.572	41.067	307.517	150,39	173.557	90.579	33.548	297.684	154,66	52,75	178.518	81.338	19.629	279.485	
10	2005	95,22	172.139	91.535	41.580	305.253	146,27	174.532	86.365	33.321	294.218	154,59	51,05	178.995	76.722	17.918	273.635	
11	2005	95,94	172.525	109.100	47.310	328.935	145,41	175.519	100.415	37.958	313.892	155,72	49,47	181.325	83.574	19.824	284.723	
12	2005	94,95	173.408	85.288	111.550	370.246	144,20	175.962	84.511	104.283	364.757	155,56	49,25	180.888	83.014	90.273	354.175	

## Félag starfsmanna stjórnarráðsins

		<i>Karlar</i>					<i>Allir</i>					<i>Konur</i>					
MA	AR	STG	DL	YL	ÖL	HL	STG	DL	YL	ÖL	HL	Km.Dl.	STG	DL	YL	ÖL	HL
1	2005	73,66	188.916	96.563	9.930	295.409	300,00	185.616	51.503	2.850	239.971	150,88	226,34	184.543	36.840	546	221.929
2	2005	71,78	195.892	99.625	28.215	323.731	297,55	194.095	53.070	21.847	269.012	157,40	225,77	193.524	38.268	19.822	251.615
3	2005	77,04	198.182	97.286	4.828	300.296	301,99	195.492	51.312	1.524	248.329	157,38	224,94	194.571	35.566	392	230.529
4	2005	69,53	200.064	97.060	30.395	327.520	296,30	196.410	47.269	24.393	268.071	157,79	226,76	195.290	32.000	22.552	249.842
5	2005	74,32	196.457	91.706	6.069	294.233	306,59	195.019	47.860	1.614	244.493	157,50	232,28	194.559	33.832	189	228.578
6	2005	68,99	197.318	95.978	4.451	297.747	307,39	194.538	47.849	1.152	243.539	156,05	238,40	193.733	33.921	197	227.852
7	2005	64,52	198.856	87.058	3.427	289.342	306,83	194.923	42.290	890	238.103	156,12	242,31	193.876	30.370	214	224.460
8	2005	87,41	192.837	69.025	2.529	264.391	319,87	194.545	39.711	810	235.065	155,55	232,46	195.187	28.688	163	224.037
9	2005	69,54	199.541	92.055	3.180	294.775	285,64	198.453	49.984	969	249.406	156,27	216,10	198.103	36.446	257	234.806
10	2005	68,24	201.479	94.213	3.240	298.932	283,58	198.641	49.217	970	248.828	155,47	215,34	197.742	34.957	251	232.950
11	2005	69,75	200.196	99.794	3.170	303.160	284,70	199.664	53.478	1.054	254.196	156,53	214,94	199.491	38.446	368	238.305
12	2005	65,85	201.180	97.858	65.107	364.145	281,82	199.857	49.566	67.001	316.424	156,12	215,97	199.454	34.842	67.579	301.875

Landssamband lögreglumanna

MA	AR	<i>Karlar</i>					<i>Allir</i>					Km.Dl.	<i>Konur</i>				
		STG	DL	YL	ÖL	HL	STG	DL	YL	ÖL	HL		STG	DL	YL	ÖL	HL
1	2005	617,04	212.360	103.502	73.517	389.379	675,94	209.890	100.550	72.226	382.666	163,27	58,90	184.013	69.626	58.694	312.333
2	2005	617,87	213.502	100.558	71.251	385.311	678,05	210.729	97.479	69.850	378.060	163,53	60,18	182.260	65.870	55.473	303.603
3	2005	619,27	214.002	95.062	65.809	374.872	681,26	211.081	91.975	64.658	367.714	162,61	61,99	181.895	61.130	53.175	296.201
4	2005	624,21	213.585	108.236	95.303	417.124	684,61	210.908	105.676	73.047	388.578	162,14	60,40	183.318	79.251	89.014	351.584
5	2005	652,17	222.348	105.298	61.538	389.182	722,64	218.785	101.645	60.590	381.018	169,08	70,47	185.804	67.835	51.818	305.457
6	2005	685,46	220.313	93.789	55.712	369.814	765,53	216.359	90.706	54.887	361.951	166,08	80,06	182.504	64.310	47.824	294.639
7	2005	684,11	221.569	95.485	52.475	369.529	767,78	217.122	92.757	52.251	362.130	166,41	83,67	180.759	70.449	50.424	301.633
8	2005	674,17	221.986	110.917	54.204	387.107	755,76	217.354	106.750	53.596	377.701	166,31	81,59	179.083	72.319	48.572	299.974
9	2005	630,40	227.232	100.735	61.563	389.530	705,67	222.664	97.676	61.039	381.379	167,78	75,27	184.407	72.057	56.655	313.119
10	2005	615,56	227.950	106.533	64.618	399.100	693,17	222.836	102.795	63.712	389.344	166,89	77,61	182.281	73.154	56.530	311.966
11	2005	617,88	226.354	99.189	65.436	390.979	696,66	221.527	95.567	64.194	381.287	166,19	78,78	183.667	67.160	54.454	305.281
12	2005	601,23	227.892	106.684	138.650	473.226	675,61	223.262	102.395	136.568	462.225	166,89	74,39	185.838	67.730	119.742	373.309

Sjúkraliðafélag Íslands Kaupmáttur miðast við 01/1992 = 100,00

MA	AR	<i>Karlar</i>					<i>Allir</i>					Km.Dl.	<i>Konur</i>				
		STG	DL	YL	ÖL	HL	STG	DL	YL	ÖL	HL		STG	DL	YL	ÖL	HL
1	2005	20,50	163.785	51.564	51.291	266.640	530,40	166.598	51.542	39.816	257.957	170,76	509,89	166.689	51.538	39.347	257.574
2	2005	20,81	163.776	49.161	47.478	260.414	527,21	167.163	36.219	36.892	240.275	170,94	506,40	167.280	35.686	36.445	239.412
3	2005	20,30	165.136	70.998	49.089	285.223	525,48	170.189	20.591	35.396	207.921	172,76	505,18	170.393	20.195	20.582	207.409
4	2005	20,30	164.846	70.379	68.274	303.499	506,64	172.576	57.431	59.530	289.536	174,82	486,35	172.898	56.890	59.165	288.953
5	2005	20,58	165.059	74.328	45.423	284.811	514,62	174.884	72.475	34.762	282.121	178,09	494,05	175.293	72.398	34.318	282.009
6	2005	21,66	180.332	34.628	38.655	253.616	596,43	170.643	41.096	28.919	240.658	172,60	574,77	170.279	41.339	28.552	240.170
7	2005	22,32	180.848	28.839	30.325	240.011	592,49	170.460	31.580	25.723	227.763	172,16	570,17	170.053	31.687	25.543	227.284
8	2005	23,69	178.362	33.463	36.622	248.448	512,47	191.264	49.133	30.377	270.774	192,84	488,79	191.889	49.893	30.074	271.856
9	2005	22,32	179.525	49.319	49.059	277.904	486,93	192.070	46.371	37.775	276.216	190,71	464,60	192.673	46.229	37.233	276.135
10	2005	22,09	180.278	48.307	62.147	290.732	480,66	191.924	50.318	42.739	284.982	189,41	458,57	192.485	50.415	41.805	284.705
11	2005	22,69	180.604	44.978	54.159	279.742	479,11	192.824	48.892	40.310	282.026	190,62	456,42	193.432	49.087	39.621	282.140
12	2005	22,58	180.597	25.055	89.552	295.204	483,22	188.374	26.402	88.939	303.715	185,55	460,64	188.755	26.468	88.909	304.132

## Starfsmannafélag ríkisútvarpsins

MA	AR	<i>Karlar</i>					<i>Allir</i>						<i>Konur</i>				
		STG	DL	YL	ÖL	HL	STG	DL	YL	ÖL	HL	Km.Dl.	STG	DL	YL	ÖL	HL
1	2005	41,17	174.375	92.123	9.989	276.487	96,53	165.001	75.772	5.885	246.658	136,39	55,36	158.029	63.611	2.832	224.472
2	2005	42,39	187.836	90.991	31.283	310.110	96,58	178.582	73.004	27.541	279.127	147,27	54,20	171.344	58.936	24.614	254.894
3	2005	42,55	188.211	90.162	11.001	289.373	94,50	180.368	70.721	7.264	258.354	147,65	51,95	173.946	54.799	4.204	232.948
4	2005	42,39	188.269	110.896	30.600	329.765	94,31	182.295	84.752	29.237	296.284	148,92	51,93	177.418	63.412	28.125	268.955
5	2005	41,18	189.264	92.816	10.202	292.282	94,35	178.210	75.786	6.744	260.740	146,35	53,17	169.648	62.595	4.065	236.308
6	2005	46,48	186.707	79.599	9.767	276.073	109,65	173.526	61.956	6.771	242.252	141,54	63,18	163.829	48.977	4.567	217.373
7	2005	46,24	191.453	71.065	6.922	269.439	107,08	176.512	58.281	5.336	240.129	143,76	60,85	165.158	48.568	4.131	217.857
8	2005	44,33	186.261	76.232	7.124	269.617	101,95	175.247	59.811	4.796	239.854	142,49	57,62	166.774	47.180	3.005	216.959
9	2005	42,86	194.013	99.840	10.043	303.896	94,94	180.646	75.944	7.327	263.917	144,65	52,07	169.643	56.273	5.092	231.008
10	2005	42,11	198.048	119.194	12.126	329.369	94,71	182.805	85.917	8.147	276.869	145,49	52,60	170.602	59.280	4.962	234.844
11	2005	41,63	197.072	112.941	11.669	321.682	94,54	182.437	90.776	8.169	281.382	145,44	52,91	170.923	73.339	5.416	249.678
12	2005	42,24	195.830	102.513	74.385	372.728	95,64	181.808	93.030	71.328	346.166	144,42	53,41	170.719	85.531	68.911	325.161

## Starfsmannafélag ríkisstofnana SFR birtist nú sem eitt félag

MA	AR	<i>Karlar</i>					<i>Allir</i>						<i>Konur</i>				
		STG	DL	YL	ÖL	HL	STG	DL	YL	ÖL	HL	Km.Dl.	STG	DL	YL	ÖL	HL
1	2005	1.296,81	173.532	67.971	18.677	260.180	3.988,07	164.338	45.914	13.688	223.941	145,71	2.691,27	159.908	35.287	11.284	206.478
2	2005	1.282,33	180.594	72.789	38.801	292.183	3.955,45	172.267	45.931	34.312	252.511	152,38	2.673,12	168.272	33.046	32.160	233.478
3	2005	1.275,30	180.935	72.168	21.330	274.432	3.950,75	172.944	46.187	15.833	234.964	151,86	2.675,45	169.135	33.802	13.213	216.151
4	2005	1.278,39	181.492	78.421	43.129	303.041	3.957,60	173.741	52.982	37.679	264.401	152,25	2.679,22	170.042	40.843	35.078	245.965
5	2005	1.360,70	179.523	73.259	18.015	270.797	4.176,38	172.815	49.464	13.072	235.352	152,24	2.815,67	169.574	37.964	10.684	218.223
6	2005	1.539,28	174.408	62.527	15.523	252.458	4.818,09	166.890	41.200	12.424	220.512	146,03	3.278,81	163.360	31.187	10.968	205.515
7	2005	1.545,11	174.565	57.324	14.937	246.826	4.816,15	167.103	36.846	11.691	215.640	145,99	3.271,05	163.577	27.173	10.158	200.909
8	2005	1.469,26	176.123	59.327	15.920	251.371	4.633,92	164.980	37.594	11.602	214.176	143,89	3.164,66	159.807	27.504	9.597	196.908
9	2005	1.234,00	183.111	73.006	19.186	275.303	3.826,75	175.940	45.778	13.889	235.607	151,12	2.592,75	172.527	32.819	11.368	216.715
10	2005	1.214,28	183.934	73.455	20.670	278.059	3.805,16	177.059	46.068	14.821	237.948	151,16	2.590,89	173.836	33.233	12.080	219.149
11	2005	1.228,00	183.237	73.972	20.560	277.769	3.803,87	176.575	46.350	14.803	237.728	151,00	2.575,87	173.400	33.182	12.058	218.640
12	2005	1.203,22	182.816	68.032	85.275	336.122	3.759,32	175.755	42.617	80.243	298.615	149,76	2.556,10	172.431	30.653	77.875	280.960

Tollvarðafélag Íslands

MA	AR	<i>Karlar</i>					<i>Allir</i>						<i>Konur</i>				
		STG	DL	YL	ÖL	HL	STG	DL	YL	ÖL	HL	Km.Dl.	STG	DL	YL	ÖL	HL
1	2005	88,43	205.598	108.741	36.182	350.522	111,29	202.630	106.951	34.941	344.522	151,42	22,86	191.147	100.025	30.140	321.313
2	2005	89,00	205.445	96.012	39.173	340.630	112,24	202.101	93.925	38.348	334.374	150,66	23,24	189.298	85.931	35.189	310.418
3	2005	89,00	206.524	90.007	37.197	333.728	114,75	202.000	85.304	35.847	323.151	149,49	25,75	186.366	69.048	31.178	286.591
4	2005	89,07	207.231	121.699	40.806	369.736	113,14	203.169	121.108	41.652	365.929	150,04	24,07	188.138	118.922	44.782	351.842
5	2005	94,36	212.473	109.154	32.787	354.414	118,41	208.362	106.538	31.656	346.557	154,69	24,05	192.236	96.285	27.225	315.745
6	2005	106,76	202.953	87.655	31.376	321.985	140,26	195.746	82.659	30.830	309.235	144,34	33,50	172.777	66.738	29.088	268.604
7	2005	105,82	203.233	91.572	31.337	326.142	139,18	195.930	86.429	33.094	315.453	144,26	33,36	172.768	70.114	38.670	281.551
8	2005	104,22	206.095	107.358	33.224	346.676	137,03	198.203	98.533	35.065	331.802	145,69	32,81	173.136	70.502	40.916	284.553
9	2005	88,28	220.283	102.238	38.252	360.773	108,12	217.562	99.360	38.378	355.301	157,49	19,83	205.452	86.549	38.939	330.939
10	2005	84,61	223.995	95.361	39.118	358.474	106,12	218.607	93.470	37.487	349.564	157,28	21,51	197.411	86.031	31.071	314.513
11	2005	80,74	222.264	102.146	39.226	363.636	102,74	217.653	100.853	38.844	357.350	156,86	22,00	200.729	96.107	37.444	334.280
12	2005	81,71	220.414	99.164	118.728	438.305	102,71	217.140	96.471	118.677	432.288	155,93	21,00	204.401	85.996	118.479	408.875

BSRB félögin hjá ríkinu, alls

MA	AR	<i>Karlar</i>					<i>Allir</i>						<i>Konur</i>				
		STG	DL	YL	ÖL	HL	STG	DL	YL	ÖL	HL	Km.Dl.	STG	DL	YL	ÖL	HL
1	2005	2.231,16	185.394	81.761	35.825	302.979	5.852,85	171.696	55.558	23.218	250.473	146,53	3.621,69	163.255	39.416	15.451	218.121
2	2005	2.216,99	190.374	83.274	47.792	321.439	5.808,50	177.884	54.091	38.110	270.085	151,45	3.591,51	170.170	36.063	32.133	238.367
3	2005	2.216,16	191.356	81.381	35.885	308.621	5.812,99	179.066	51.769	23.886	253.070	151,35	3.596,82	171.493	33.754	14.490	219.208
4	2005	2.216,66	191.733	90.418	58.825	340.975	5.794,88	179.927	62.055	43.762	285.619	151,76	3.578,24	172.614	44.486	38.582	255.684
5	2005	2.339,58	193.086	85.638	31.563	310.286	6.078,89	180.343	60.106	20.794	261.244	152,91	3.739,31	172.371	44.130	14.058	230.560
6	2005	2.582,20	188.190	74.129	27.592	289.911	6.921,35	174.529	49.223	18.795	242.546	146,99	4.339,15	166.399	34.402	13.558	214.359
7	2005	2.583,27	188.623	71.024	26.264	285.910	6.917,18	174.804	45.387	17.762	237.953	146,99	4.333,93	166.566	30.107	12.695	209.368
8	2005	2.513,83	189.950	77.290	27.566	294.806	6.640,11	175.271	49.577	18.316	243.163	147,14	4.126,30	166.328	32.692	12.681	211.701
9	2005	2.185,04	197.496	84.086	32.777	314.358	5.658,44	185.102	55.234	22.053	262.389	153,03	3.473,37	177.306	37.084	15.307	229.697
10	2005	2.142,11	198.439	85.930	34.662	319.031	5.609,67	185.897	56.221	23.353	265.471	152,75	3.467,57	178.149	37.869	16.367	232.385
11	2005	2.156,63	197.363	85.097	34.925	317.384	5.607,03	185.545	56.194	23.350	265.089	152,72	3.450,39	178.159	38.129	16.115	232.404
12	2005	2.111,78	197.490	82.177	102.146	381.812	5.542,52	184.748	51.801	88.377	324.927	151,52	3.430,76	176.905	33.104	79.903	289.912

## Dýralæknafélag Íslands

MA	AR	<i>Karlar</i>					<i>Allir</i>					Km.Dl.	<i>Konur</i>						
		STG	DL	YL	ÖL	HL	STG	DL	YL	ÖL	HL		STG	DL	YL	ÖL	HL		
1	2005						22,40	287.486	62.625	62.414	412.524	177,80							
2	2005						21,47	301.423	56.945	79.691	438.060	185,98							
3	2005						21,52	302.008	83.896	74.683	460.588	184,98							
4	2005						21,65	301.740	70.104	86.424	458.269	184,43							
5	2005						23,52	303.042	71.848	5.228	380.117	186,20							
6	2005						22,76	302.349	64.592	2.319	369.259	184,52							
7	2005						23,63	299.200	58.775	2.273	360.248	182,32							
8	2005						24,37	298.751	65.116	2.166	366.033	181,74							
9	2005						25,46	296.384	62.463	4.347	363.194	177,57							
10	2005						25,12	299.585	90.748	6.382	396.714	178,39							
11	2005						22,03	304.993	64.137	2.270	371.401	181,92							
12	2005						22,49	307.431	74.430	68.342	450.203	182,72							

## Stéttarfélag bókasafns- og upplýsingafræðinga

MA	AR	<i>Karlar</i>					<i>Allir</i>					Km.Dl.	<i>Konur</i>						
		STG	DL	YL	ÖL	HL	STG	DL	YL	ÖL	HL		STG	DL	YL	ÖL	HL		
1	2005						81,80	251.370	27.346	337	279.054	167,99							
2	2005						81,96	262.522	32.200	20.781	315.504	175,03							
3	2005						81,93	263.039	31.556	7.716	302.311	174,09							
4	2005						83,53	263.215	26.917	22.605	312.738	173,85							
5	2005						83,18	262.764	27.687	342	290.792	174,47							
6	2005						85,07	261.791	28.172	321	290.284	172,65							
7	2005						83,67	261.871	28.240	287	290.398	172,44							
8	2005						84,24	262.311	23.438	285	286.034	172,44							
9	2005						86,24	261.957	27.965	317	290.239	169,59							
10	2005						89,85	260.830	26.755	341	287.926	167,83							
11	2005						90,48	261.000	30.118	265	291.383	168,23							
12	2005						89,82	261.284	27.222	61.884	350.390	167,81							

## Félag fréttamanna

MA	AR	<i>Karlar</i>					<i>Allir</i>					Km.Dl.	<i>Konur</i>				
		STG	DL	YL	ÖL	HL	STG	DL	YL	ÖL	HL		STG	DL	YL	ÖL	HL
1	2005	40,43	220.053	146.045	22.764	388.862	59,87	219.415	133.415	21.944	374.773	146,67	19,43	218.088	107.136	20.237	345.461
2	2005	40,23	235.763	122.959	45.828	404.550	58,83	234.760	114.568	46.072	395.401	156,56	18,60	232.591	96.422	46.601	375.614
3	2005	39,44	234.567	107.281	25.583	367.431	56,90	233.163	100.539	25.458	359.159	154,36	17,46	229.990	85.307	25.174	340.470
4	2005	40,31	233.946	164.849	46.412	445.206	57,22	232.059	151.928	46.342	430.329	153,31	16,91	227.561	121.121	46.176	394.857
5	2005	40,41	232.050	152.754	26.400	411.203	59,19	228.036	136.793	22.937	387.766	151,45	18,78	219.401	102.459	15.490	337.350
6	2005	46,93	227.230	102.342	21.387	350.959	66,83	222.905	95.487	22.285	340.677	147,04	19,91	212.709	79.327	24.403	316.439
7	2005	48,31	226.200	97.070	17.662	340.933	69,63	221.906	91.310	16.951	330.166	146,16	21,32	212.174	78.259	15.338	305.772
8	2005	46,95	227.782	100.856	21.138	349.776	68,01	223.266	91.342	19.771	334.380	146,81	21,05	213.196	70.125	16.723	300.045
9	2005	42,33	234.315	92.160	23.931	350.405	56,80	235.137	88.174	26.689	350.001	152,26	14,47	237.544	76.515	34.758	348.817
10	2005	42,28	233.102	92.790	27.023	352.915	58,09	231.419	92.500	26.819	350.739	148,94	15,81	226.919	91.725	26.273	344.917
11	2005	42,11	232.623	83.431	28.909	344.963	57,87	232.595	88.485	27.695	348.775	149,96	15,76	232.520	101.989	24.451	358.961
12	2005	41,22	233.122	98.331	90.800	422.253	58,69	232.788	98.321	89.467	420.576	149,54	17,48	232.001	98.296	86.323	416.620

## Félag háskólakennara

MA	AR	<i>Karlar</i>					<i>Allir</i>					Km.Dl.	<i>Konur</i>				
		STG	DL	YL	ÖL	HL	STG	DL	YL	ÖL	HL		STG	DL	YL	ÖL	HL
1	2005	246,20	262.166	60.105	942	323.213	495,21	252.990	48.526	1.664	303.180	130,57	249,02	243.916	37.080	2.378	283.374
2	2005	244,69	288.402	59.347	19.204	366.953	497,44	276.491	48.794	19.618	344.904	142,37	252,76	264.960	38.579	20.020	323.559
3	2005	244,05	288.996	63.055	786	352.837	494,81	277.321	50.922	534	328.778	141,75	250,76	265.958	39.116	288	305.362
4	2005	240,99	288.070	64.717	23.010	375.798	489,29	277.691	53.693	23.381	354.765	141,64	248,31	267.617	42.994	23.742	334.352
5	2005	240,91	287.280	63.872	819	351.971	498,87	277.302	51.904	1.739	330.945	142,19	257,96	267.983	40.727	2.598	311.308
6	2005	243,52	285.148	54.120	210	339.478	507,30	273.834	45.493	223	319.550	139,47	263,78	263.389	37.528	235	301.153
7	2005	251,27	282.440	44.387	193	327.020	521,56	272.046	37.869	216	310.131	138,35	270,28	262.383	31.810	238	294.430
8	2005	257,38	280.740	39.174	188	320.103	519,82	271.659	34.335	210	306.203	137,92	262,44	262.753	29.588	231	292.572
9	2005	246,73	289.161	52.682	768	342.610	496,91	279.538	46.914	943	327.395	139,76	250,18	270.049	41.225	1.116	312.389
10	2005	243,85	290.704	59.120	994	350.819	492,76	280.594	54.892	766	336.251	139,44	248,91	270.688	50.749	542	321.980
11	2005	242,99	292.535	68.375	1.018	361.927	493,76	281.059	57.290	670	339.019	139,91	250,77	269.940	46.549	333	316.822
12	2005	238,86	293.657	57.704	65.283	416.643	489,98	282.622	51.619	65.392	399.632	140,18	251,12	272.126	45.831	65.495	383.452

## Félag háskólakennara á Akureyri Kaupmáttur miðast við 05/1992 = 100,00

		<b>Karlar</b>						<b>Allir</b>						<b>Konur</b>				
MA	AR	STG	DL	YL	ÖL	HL	STG	DL	YL	ÖL	HL	Km.Dl.	STG	DL	YL	ÖL	HL	
1	2005	61,17	251.828	75.977	108	327.913	122,92	245.120	59.711	54	304.885	170,43	61,75	238.471	43.578	0	282.050	
2	2005	62,19	273.195	80.457	19.644	373.295	123,79	268.639	64.326	19.553	352.518	186,34	61,60	264.038	48.021	19.460	331.518	
3	2005	62,60	273.114	81.638	112	354.862	123,50	268.843	65.867	57	334.767	185,12	60,90	264.454	49.636	0	314.090	
4	2005	64,37	272.099	79.058	19.870	371.028	125,27	268.385	64.876	20.517	353.777	184,42	60,90	264.454	49.810	20.949	335.214	
5	2005	65,23	273.105	75.233	95	348.433	126,75	268.729	64.900	49	333.678	185,63	61,52	264.089	53.944	0	318.032	
6	2005	65,38	273.825	91.359	94	365.278	129,88	268.237	81.096	48	349.380	184,05	64,50	262.573	70.692	0	333.265	
7	2005	63,19	275.775	88.245	98	364.118	125,64	269.879	82.936	49	352.864	184,89	62,45	263.912	77.565	0	341.477	
8	2005	62,85	279.802	138.156	98	418.056	127,98	270.093	121.525	48	391.666	184,72	65,13	260.724	105.475	0	366.199	
9	2005	61,78	283.714	63.467	100	347.281	126,91	273.561	56.379	49	329.989	184,25	65,13	263.929	49.656	0	313.585	
10	2005	61,78	284.304	66.970	100	351.375	125,91	274.452	56.810	49	331.311	183,73	64,13	264.960	47.022	0	311.981	
11	2005	62,78	283.806	67.084	98	350.989	125,76	274.498	56.411	49	330.958	184,07	62,97	265.218	45.770	0	310.988	
12	2005	62,81	283.308	73.531	64.650	421.490	124,63	274.709	57.839	65.503	398.050	183,55	61,82	265.970	41.894	66.369	374.233	

## Fél. háskólamenntaðra starfsmanna stjórnarráðs

		<b>Karlar</b>						<b>Allir</b>						<b>Konur</b>				
MA	AR	STG	DL	YL	ÖL	HL	STG	DL	YL	ÖL	HL	Km.Dl.	STG	DL	YL	ÖL	HL	
1	2005	141,49	274.579	70.019	1.335	345.933	339,12	271.622	63.851	634	336.107	157,46	197,63	269.504	59.436	134	329.074	
2	2005	141,35	288.722	69.868	19.382	377.972	337,73	284.611	65.649	19.546	369.807	164,60	196,37	281.652	62.612	19.666	363.930	
3	2005	141,29	288.318	68.674	1.313	358.305	335,33	285.341	65.893	765	351.999	163,82	194,04	283.175	63.868	364	347.407	
4	2005	142,83	288.572	68.891	21.807	379.271	336,16	285.289	65.274	21.906	372.469	163,44	193,33	282.863	62.601	21.980	367.444	
5	2005	142,86	290.348	70.094	0	360.442	335,28	287.340	68.366	121	355.827	165,49	192,42	285.107	67.083	211	352.401	
6	2005	147,56	289.142	68.934	2.513	360.589	341,99	286.995	68.209	2.269	357.473	164,18	194,43	285.367	67.659	2.084	355.109	
7	2005	143,36	289.182	68.278	23	357.483	333,72	286.685	65.887	89	352.661	163,75	190,36	284.805	64.086	138	349.029	
8	2005	143,29	289.966	66.762	25	356.754	336,82	287.341	65.185	57	352.583	163,85	193,53	285.398	64.017	81	349.495	
9	2005	142,20	291.762	70.080	158	362.000	335,09	288.156	66.906	115	355.178	161,82	192,89	285.498	64.567	83	350.148	
10	2005	142,44	292.006	70.629	25	362.660	332,48	289.644	68.968	81	358.693	161,66	190,03	287.874	67.722	123	355.719	
11	2005	141,97	293.714	74.212	3.257	371.183	335,22	292.606	70.528	2.105	365.238	163,60	193,26	291.792	67.821	1.258	360.871	
12	2005	142,57	294.770	73.161	65.595	433.526	336,69	293.412	68.994	65.605	428.012	163,46	194,13	292.415	65.934	65.613	423.962	

Félag íslenskra fræða

MA	AR	<i>Karlar</i>					<i>Allir</i>					Km.Dl.	<i>Konur</i>				
		STG	DL	YL	ÖL	HL	STG	DL	YL	ÖL	HL		STG	DL	YL	ÖL	HL
1	2005	16,14	248.263	21.990	0	270.253	46,83	255.201	18.400	693	274.294	143,65	30,70	258.849	16.512	1.057	276.418
2	2005	16,18	256.349	21.428	13.285	291.063	46,08	265.465	22.389	17.074	304.927	149,08	29,90	270.399	22.908	19.124	312.432
3	2005	16,85	260.971	24.014	0	284.985	45,25	267.053	23.874	723	291.649	148,87	28,40	270.663	23.792	1.152	295.607
4	2005	18,33	259.239	26.090	22.671	308.000	47,21	266.460	20.874	25.189	312.523	148,24	28,88	271.042	17.562	26.788	315.392
5	2005	17,97	257.900	29.075	0	286.975	49,74	264.106	24.098	1.519	289.723	147,70	31,77	267.619	21.280	2.377	291.277
6	2005	17,39	259.361	26.981	0	286.342	52,21	262.024	35.554	606	298.184	145,55	34,82	263.354	39.835	909	304.097
7	2005	18,23	258.233	27.466	0	285.699	53,42	259.136	19.504	551	279.191	143,73	35,19	259.603	15.380	836	275.820
8	2005	17,58	262.950	25.206	0	288.156	55,46	261.482	17.356	871	279.710	144,78	37,87	260.801	13.713	1.275	275.789
9	2005	17,34	261.694	27.099	0	288.793	49,86	265.736	20.436	466	286.638	144,90	32,53	267.890	16.885	715	285.490
10	2005	16,26	263.996	33.336	0	297.332	51,23	265.988	24.257	854	291.099	144,16	34,97	266.915	20.036	1.252	288.202
11	2005	15,90	263.555	34.082	0	297.637	50,53	265.423	20.722	871	287.016	144,10	34,63	266.281	14.587	1.271	282.139
12	2005	15,95	263.636	27.082	69.662	360.380	48,91	266.691	29.009	68.206	363.906	144,27	32,96	268.170	29.942	67.501	365.612

Félag íslenskra hjúkrunarfræðinga

MA	AR	<i>Karlar</i>					<i>Allir</i>					Km.Dl.	<i>Konur</i>				
		STG	DL	YL	ÖL	HL	STG	DL	YL	ÖL	HL		STG	DL	YL	ÖL	HL
1	2005	25,42	233.889	106.586	53.742	394.216	1.123,51	230.711	73.560	41.116	345.388	154,15	1.098,09	230.637	72.796	40.824	344.257
2	2005	25,41	234.424	103.383	47.917	385.724	1.119,54	244.493	64.917	59.323	368.734	162,98	1.094,13	244.433	63.894	59.071	367.397
3	2005	25,23	246.345	109.314	66.810	422.469	1.102,12	249.242	94.196	39.594	383.110	164,93	1.076,90	249.797	95.582	39.483	385.088
4	2005	24,97	246.165	101.404	82.063	429.631	1.073,10	251.704	76.301	64.889	392.894	166,21	1.048,13	251.836	75.703	64.480	392.019
5	2005	24,93	247.107	99.531	53.300	399.938	1.030,90	260.344	91.851	39.913	392.108	172,82	1.005,97	260.672	91.660	39.581	391.914
6	2005	24,55	246.230	96.900	48.624	391.754	1.067,09	257.842	70.028	34.472	362.342	170,01	1.042,54	258.115	69.395	34.139	361.649
7	2005	24,37	255.197	101.595	43.103	399.895	1.116,98	247.669	62.880	31.122	341.671	163,05	1.092,61	247.501	62.016	30.854	340.372
8	2005	24,17	255.333	117.044	59.028	431.405	1.089,98	253.944	71.103	32.411	357.458	166,90	1.065,81	253.912	70.061	31.807	355.781
9	2005	24,48	246.584	100.881	48.651	396.116	1.076,93	253.742	71.020	37.180	361.942	164,24	1.052,44	253.908	70.325	36.913	361.147
10	2005	24,03	248.869	124.462	47.233	420.564	1.067,62	254.561	71.345	39.675	365.582	163,76	1.043,60	254.693	70.122	39.501	364.316
11	2005	24,59	248.182	108.928	49.632	406.742	1.070,36	254.085	70.213	37.953	362.251	163,74	1.045,78	254.224	69.303	37.679	361.205
12	2005	25,64	247.583	58.376	81.806	387.765	1.087,51	248.600	36.583	83.461	368.644	159,63	1.061,86	248.625	36.057	83.501	368.183



## Félag íslenskra náttúrufræðinga

		<b>Karlar</b>						<b>Allir</b>						<b>Konur</b>				
MA	AR	STG	DL	YL	ÖL	HL	STG	DL	YL	ÖL	HL	Km.Dl.	STG	DL	YL	ÖL	HL	
1	2005	347,71	280.476	35.433	3.819	319.728	587,55	272.577	30.620	3.984	307.182	164,92	239,84	261.125	23.643	4.223	288.992	
2	2005	346,99	280.762	47.235	6.351	334.348	592,44	272.411	40.275	5.137	317.823	164,43	245,46	260.607	30.434	3.420	294.461	
3	2005	348,26	293.042	58.522	45.432	396.996	591,82	284.584	46.624	35.078	366.285	170,52	243,57	272.490	29.611	20.271	322.372	
4	2005	348,82	293.813	61.563	29.899	385.276	593,15	285.353	50.951	28.706	365.010	170,63	244,32	273.275	35.797	27.002	336.075	
5	2005	351,32	291.489	57.428	11.646	360.562	598,28	283.090	47.078	9.016	339.184	170,17	246,96	271.144	32.354	5.273	308.772	
6	2005	360,41	289.224	49.220	16.904	355.348	623,47	280.879	42.861	13.639	337.379	167,70	263,07	269.446	34.149	9.163	312.760	
7	2005	369,60	288.300	36.096	22.953	347.349	640,38	279.447	34.140	17.025	330.611	166,59	270,78	267.362	31.469	8.932	307.764	
8	2005	350,85	290.545	52.169	16.115	358.829	610,06	281.592	45.689	13.517	340.798	167,59	259,21	269.474	36.919	9.999	316.391	
9	2005	322,40	292.186	48.694	15.278	356.158	573,56	281.913	42.822	10.599	335.335	165,23	251,17	268.727	35.285	4.592	308.605	
10	2005	323,12	294.328	45.572	19.456	359.356	568,19	282.788	38.366	13.521	334.674	164,74	245,07	267.572	28.865	5.695	302.132	
11	2005	321,77	294.374	46.893	18.140	359.408	569,13	282.541	39.803	13.070	335.414	164,87	247,36	267.147	30.581	6.476	304.204	
12	2005	324,64	293.253	49.450	75.507	418.210	566,82	282.743	44.704	74.730	402.177	164,40	242,18	268.653	38.343	73.689	380.685	

## Stéttarfélag sjúkráþjálfra

		<b>Karlar</b>					<b>Allir</b>					<b>Konur</b>					
MA	AR	STG	DL	YL	ÖL	HL	STG	DL	YL	ÖL	HL	Km.Dl.	STG	DL	YL	ÖL	HL
2	2005						40,84	266.906	38.040	4.241	309.188	152,73					
2	2005						41,83	278.157	35.481	24.658	338.296	158,79					
3	2005						41,98	281.528	39.124	4.659	325.312	159,54					
4	2005						41,03	280.371	35.486	29.883	345.739	158,55					
5	2005						41,22	278.566	32.940	4.207	315.712	158,37					
6	2005						44,20	270.988	27.569	3.200	301.758	153,02					
7	2005						48,03	274.193	22.288	3.644	300.126	154,59					
8	2005						47,13	277.846	19.255	4.058	301.159	156,39					
9	2005						46,15	272.383	28.492	3.323	304.199	150,99					
10	2005						44,98	275.107	35.848	3.446	314.401	151,57					
11	2005						43,79	274.847	33.317	3.582	311.745	151,68					
12	2005						47,04	268.407	14.971	66.055	349.433	147,60					

Félag íslenskra. félagsvísindamanna

		<i>Karlar</i>						<i>Allir</i>						<i>Konur</i>					
MA	AR	STG	DL	YL	ÖL	HL	STG	DL	YL	ÖL	HL	Km.Dl.	STG	DL	YL	ÖL	HL		
1	2005	20,11	271.408	45.479	3.375	320.262	55,11	270.617	41.976	2.979	315.572	171,73	35,00	270.163	39.963	2.751	312.877		
2	2005	21,39	279.899	50.603	18.644	349.146	57,11	280.429	47.573	20.659	348.660	177,53	35,72	280.746	45.758	21.865	348.369		
3	2005	19,94	283.090	57.025	0	340.114	55,53	281.508	51.806	933	334.247	176,91	35,59	280.622	48.882	1.456	330.960		
4	2005	19,80	283.958	70.508	14.809	369.275	58,06	279.617	54.927	15.222	349.766	175,36	38,26	277.371	46.863	15.436	339.670		
5	2005	20,76	284.061	59.195	0	343.255	57,76	279.035	54.576	2.677	336.287	175,92	37,00	276.215	51.984	4.178	332.378		
6	2005	20,86	283.480	77.534	0	361.014	59,25	279.083	60.825	2.827	342.736	174,76	38,39	276.694	51.743	4.364	332.801		
7	2005	21,45	283.592	62.081	0	345.673	56,92	279.416	59.233	1.365	340.013	174,71	35,48	276.891	57.511	2.190	336.592		
8	2005	21,22	285.515	48.974	0	334.489	54,54	280.857	46.351	491	327.699	175,31	33,32	277.891	44.680	804	323.376		
9	2005	20,69	286.948	58.138	0	345.086	54,93	279.330	56.677	661	336.669	171,71	34,24	274.726	55.795	1.060	331.581		
10	2005	21,68	282.496	52.568	10.080	345.144	59,61	274.328	49.003	4.628	327.959	167,61	37,93	269.660	46.965	1.512	318.138		
11	2005	22,40	282.749	48.741	0	331.490	60,26	275.326	50.414	1.001	326.741	168,51	37,86	270.934	51.404	1.593	323.931		
12	2005	22,99	282.378	60.626	60.766	403.770	62,38	274.239	46.155	61.621	382.015	167,24	39,39	269.487	37.707	62.121	369.315		

Kjarafélag iðjuþjálfá

		<i>Karlar</i>					<i>Allir</i>						<i>Konur</i>				
MA	AR	STG	DL	YL	ÖL	HL	STG	DL	YL	ÖL	HL	Km.Dl.	STG	DL	YL	ÖL	HL
1	2005						48,45	269.325	7.035	153	276.513	148,92					
2	2005						46,99	285.262	9.213	22.309	316.783	157,36					
3	2005						47,71	293.051	10.712	1.712	305.475	160,47					
4	2005						45,62	292.802	11.744	26.237	330.783	160,00					
5	2005						46,76	286.985	14.430	479	301.894	157,65					
6	2005						47,10	282.630	12.595	1.938	297.163	154,22					
7	2005						45,34	284.082	7.903	1.399	293.385	154,77					
8	2005						50,36	281.335	11.775	964	294.073	153,02					
9	2005						50,07	280.599	8.584	1.507	290.690	150,30					
10	2005						52,87	282.252	8.201	1.170	291.623	150,26					
11	2005						52,62	282.872	9.794	1.330	293.997	150,85					
12	2005						53,04	282.575	8.122	61.590	352.287	150,15					

## Kennarafélag KHÍ

		<i>Karlar</i>						<i>Allir</i>						<i>Konur</i>				
MA	AR	STG	DL	YL	ÖL	HL	STG	DL	YL	ÖL	HL	Km.Dl.	STG	DL	YL	ÖL	HL	
1	2005	50,66	254.198	98.108	0	352.306	135,46	243.473	87.365	0	330.838	139,38	84,81	237.064	80.945	0	318.011	
2	2005	49,80	288.478	111.395	19.650	419.523	134,37	276.438	96.422	19.640	392.500	157,88	84,57	269.347	87.606	19.633	376.586	
3	2005	48,80	287.246	123.514	0	410.761	134,16	275.998	98.535	0	374.533	156,48	85,37	269.565	84.361	0	353.928	
4	2005	48,80	287.246	113.316	21.360	421.921	133,84	275.850	98.347	20.818	395.016	156,07	85,05	269.308	89.860	20.760	379.929	
5	2005	49,25	287.312	111.193	0	398.504	134,64	275.637	101.748	0	377.385	156,77	85,38	268.903	96.290	0	365.193	
6	2005	50,53	287.558	122.023	0	409.581	135,78	276.406	104.253	0	380.660	156,15	85,25	269.796	93.720	0	363.516	
7	2005	48,82	288.037	105.737	0	393.774	131,46	277.074	93.026	0	370.100	156,29	82,64	270.596	85.517	0	356.113	
8	2005	49,60	286.796	207.995	0	494.790	133,18	275.190	177.331	0	452.521	154,96	83,59	268.303	159.136	0	427.439	
9	2005	46,90	292.290	111.802	0	404.091	131,91	280.540	82.955	0	363.495	155,58	85,01	274.058	67.041	0	341.099	
10	2005	46,04	292.063	109.872	0	401.934	130,58	280.737	91.468	0	372.205	154,74	84,54	274.569	81.444	0	356.014	
11	2005	47,29	290.882	95.692	0	386.575	131,55	279.778	78.033	0	357.811	154,47	84,26	273.546	68.121	0	341.666	
12	2005	47,40	290.392	96.069	65.715	452.177	132,87	279.380	78.246	64.307	421.933	153,70	85,47	273.273	68.361	63.525	405.160	

## Kjarafélag viðskipta- og hagfræðinga

		<i>Karlar</i>						<i>Allir</i>						<i>Konur</i>				
MA	AR	STG	DL	YL	ÖL	HL	STG	DL	YL	ÖL	HL	Km.Dl.	STG	DL	YL	ÖL	HL	
1	2005	174,57	278.644	86.782	247	365.672	312,05	273.825	86.176	364	360.364	152,29	137,48	267.707	85.405	512	353.625	
2	2005	172,99	293.190	99.696	20.384	413.270	311,40	286.656	96.124	20.644	403.425	159,05	138,41	278.490	91.658	20.969	391.117	
3	2005	175,17	293.417	98.463	480	392.360	315,04	287.079	92.449	381	379.910	158,11	139,87	279.142	84.918	257	364.317	
4	2005	175,20	294.698	102.783	21.783	419.262	338,95	270.041	89.034	20.665	379.739	148,42	163,75	243.659	74.322	19.468	337.448	
5	2005	179,03	294.401	100.626	2.347	397.374	344,68	269.911	86.134	1.709	357.752	149,14	165,65	243.440	70.469	1.019	314.928	
6	2005	176,08	294.230	110.319	2.528	407.077	324,76	287.332	98.801	2.034	388.166	157,69	148,69	279.164	85.160	1.449	365.772	
7	2005	176,51	294.723	94.236	897	389.856	319,29	289.376	88.823	851	379.050	158,57	142,78	282.764	82.130	794	365.689	
8	2005	181,33	295.789	90.587	3.220	389.595	321,52	291.801	88.674	2.232	382.708	159,63	140,19	286.644	86.199	955	373.798	
9	2005	185,09	295.713	95.395	1.061	392.169	321,21	291.001	92.664	738	384.402	156,77	136,12	284.593	88.950	299	373.841	
10	2005	188,24	294.408	102.720	1.417	398.544	328,27	290.661	97.242	1.049	388.952	155,64	140,02	285.624	89.877	554	376.056	
11	2005	185,38	295.455	99.841	1.439	396.735	328,17	291.048	94.788	1.049	386.886	156,11	142,79	285.327	88.229	544	374.100	
12	2005	182,31	294.887	104.022	66.583	465.492	327,25	290.167	97.371	66.344	453.882	155,08	144,94	284.229	89.005	66.044	439.278	

## Leikarafélag Íslands Gekk í BHM í maí 2004. Kaupmáttur miðast við meðaltal ársins 1997 = 100,00

MA	AR	<i>Karlar</i>					<i>Allir</i>					Km.Dl.	<i>Konur</i>				
		STG	DL	YL	ÖL	HL	STG	DL	YL	ÖL	HL		STG	DL	YL	ÖL	HL
1	2005	23,10	247.807	30.903	6.570	285.280	45,77	250.451	27.194	7.166	284.810	140,36	22,68	253.143	23.415	7.773	284.332
2	2005	24,28	252.526	22.132	25.998	300.657	46,45	249.129	25.254	27.670	302.053	139,29	22,17	245.408	28.673	29.501	303.582
3	2005	26,42	231.018	14.784	7.643	253.446	48,12	228.351	14.641	7.150	250.142	126,74	21,70	225.103	14.468	6.550	246.121
4	2005	26,65	248.202	12.787	8.126	269.116	48,56	241.441	15.326	7.379	264.145	133,73	21,91	233.219	18.412	6.469	258.101
5	2005	26,12	202.244	9.496	49.297	261.036	49,53	202.707	17.305	45.697	265.709	112,87	23,41	203.224	26.014	41.680	270.918
6	2005	24,17	205.133	3.636	1.339	210.108	48,42	203.614	6.660	4.334	214.607	112,61	24,24	202.099	9.674	7.320	219.093
7	2005	16,00	229.907	0	0	229.907	32,00	224.751	990	0	225.741	124,11	16,00	219.595	1.980	0	221.575
8	2005	17,03	225.647	0	0	225.647	33,91	221.020	934	0	221.954	121,84	16,88	216.354	1.876	0	218.230
9	2005	17,85	207.207	9.838	39.496	256.542	38,19	203.452	11.504	35.096	250.052	110,46	20,34	200.156	12.966	31.234	244.357
10	2005	18,46	207.961	26.997	62.660	297.618	40,21	204.030	22.683	51.530	278.243	110,10	21,75	200.694	19.023	42.085	261.802
11	2005	18,36	202.349	14.731	71.412	288.492	46,59	193.728	11.131	66.059	270.918	104,71	28,23	188.122	8.789	62.578	259.489
12	2005	16,41	201.877	21.417	116.658	339.952	44,47	192.573	12.438	109.264	314.275	103,72	28,06	187.134	7.188	104.942	299.263

## Ljósmeðrafélag Íslands Kaupmáttur miðast við 01/2000 = 100,00

MA	AR	<i>Karlar</i>					<i>Allir</i>					Km.Dl.	<i>Konur</i>				
		STG	DL	YL	ÖL	HL	STG	DL	YL	ÖL	HL		STG	DL	YL	ÖL	HL
1	2005						80,50	230.589	44.755	46.185	321.529	110,99	80,50	230.589	44.755	46.185	321.529
2	2005						79,05	243.995	40.385	64.060	348.440	117,17	79,05	243.995	40.385	64.060	348.440
3	2005						78,45	246.505	84.801	43.247	374.554	117,50	78,45	246.505	84.801	43.247	374.554
4	2005						79,48	247.652	50.769	70.547	368.968	117,81	79,48	247.652	50.769	70.547	368.968
5	2005						80,68	248.572	76.476	40.772	365.819	118,87	80,68	248.572	76.476	40.772	365.819
6	2005						85,97	251.975	47.915	37.099	336.989	119,68	85,97	251.975	47.915	37.099	336.989
7	2005						84,44	252.134	39.674	41.465	333.273	119,58	84,44	252.134	39.674	41.465	333.273
8	2005						84,37	248.676	58.759	39.321	346.755	117,74	84,37	248.676	58.759	39.321	346.755
9	2005						82,57	249.666	43.055	44.640	337.361	116,41	82,57	249.666	43.055	44.640	337.361
10	2005						81,94	255.128	39.072	49.914	344.114	118,24	81,94	255.128	39.072	49.914	344.114
11	2005						79,76	259.788	40.577	48.600	348.965	120,60	79,76	259.788	40.577	48.600	348.965
12	2005						80,82	248.474	21.557	87.888	357.919	114,93	80,82	248.474	21.557	87.888	357.919

## Stéttarfélag háskólanna á matvæla- og næringarviðmiðun

MA	AR	<b>Karlar</b>					<b>Allir</b>						<b>Konur</b>				
		STG	DL	YL	ÖL	HL	STG	DL	YL	ÖL	HL	Km.Dl.	STG	DL	YL	ÖL	HL
1	2005	18,00	278.497	46.640	1.701	326.839	52,94	269.960	33.164	1.833	304.957	187,58	34,94	265.562	26.221	1.900	293.683
2	2005	18,00	291.024	53.401	21.783	366.209	54,39	282.432	33.769	21.560	337.761	195,78	36,39	274.068	23.622	13.730	311.421
3	2005	18,53	290.115	40.738	1.732	332.586	54,68	281.365	30.148	1.802	313.314	193,61	36,15	272.410	18.095	1.837	292.342
4	2005	19,00	289.742	48.047	22.897	360.685	54,70	280.991	32.957	23.704	337.651	192,95	35,70	276.333	24.926	24.133	325.392
5	2005	19,33	289.744	34.261	1.660	325.666	56,38	281.902	29.846	1.747	313.495	194,60	37,05	277.810	27.538	1.792	307.140
6	2005	19,02	288.392	33.981	1.688	324.060	56,35	280.629	27.006	2.280	309.915	192,42	37,33	276.676	23.452	2.582	302.710
7	2005	18,00	288.386	41.994	1.017	331.396	54,75	281.379	31.478	2.095	314.952	192,64	36,75	277.947	26.328	2.623	306.897
8	2005	18,00	288.230	29.792	1.017	319.038	56,24	281.165	26.417	2.395	309.977	192,17	38,24	277.839	24.828	3.044	305.711
9	2005	18,02	288.194	36.245	1.016	325.454	57,09	280.966	26.514	2.359	309.840	189,11	39,07	277.634	22.028	2.979	302.641
10	2005	18,00	289.043	42.901	1.017	332.961	56,16	286.408	27.400	2.398	316.206	191,61	38,16	285.165	20.088	3.050	308.303
11	2005	18,00	294.293	36.865	1.017	332.174	55,97	292.991	30.004	2.371	325.366	196,34	37,97	292.374	26.751	3.012	322.138
12	2005	18,00	294.293	46.018	76.714	417.024	56,18	292.730	32.023	72.815	397.568	195,46	38,18	291.994	25.424	70.976	388.394

## Félag lífeindafræðinga Kaupmáttur miðast við 04/1989 = 100,00

MA	AR	<b>Karlar</b>					<b>Allir</b>						<b>Konur</b>				
		STG	DL	YL	ÖL	HL	STG	DL	YL	ÖL	HL	Km.Dl.	STG	DL	YL	ÖL	HL
1	2005						155,99	207.636	98.980	19.631	326.247	153,21					
2	2005						153,11	225.359	100.468	38.234	364.060	165,90					
3	2005						154,69	228.574	122.124	18.130	368.828	167,03					
4	2005						151,67	233.146	113.746	41.584	388.475	170,02					
5	2005						151,33	233.352	114.083	19.277	366.713	171,07					
6	2005						152,31	228.877	106.555	16.982	352.415	166,66					
7	2005						150,24	231.863	107.193	15.927	354.983	168,58					
8	2005						146,29	231.348	109.519	17.317	358.184	167,92					
9	2005						145,63	229.542	109.408	16.536	355.486	164,08					
10	2005						151,79	227.250	113.548	18.197	358.995	161,45					
11	2005						150,92	228.755	107.039	15.750	351.543	162,80					
12	2005						151,35	227.301	53.496	74.103	354.900	161,18					

## Félag íslenskra geislafræðinga Kaupmáttur miðast við 01/1992 = 100,00

MA	AR	<i>Karlar</i>					<i>Allir</i>					Km.Dl.	<i>Konur</i>	DL	YL	ÖL	HL
		STG	DL	YL	ÖL	HL	STG	DL	YL	ÖL	HL						
1	2005						47,61	208.153	85.014	19.968	313.136	180,76					
2	2005						46,26	210.486	77.859	16.891	305.236	182,36					
3	2005						45,91	228.696	42.400	26.483	263.339	196,68					
4	2005						43,58	239.356	104.298	46.603	390.257	205,42					
5	2005						42,98	240.714	113.396	24.193	378.303	207,68					
6	2005						45,03	233.169	101.818	20.023	355.010	199,82					
7	2005						42,42	245.341	101.735	21.135	368.212	209,93					
8	2005						43,56	231.961	103.306	20.502	355.769	198,14					
9	2005						42,47	235.002	103.701	23.685	362.387	197,69					
10	2005						42,64	235.686	119.353	30.117	385.156	197,06					
11	2005						40,02	252.804	117.496	30.038	400.338	211,73					
12	2005						43,88	228.843	46.996	78.736	354.576	190,98					

## Stéttarfélag sálfræðinga á Íslandi

MA	AR	<i>Karlar</i>					<i>Allir</i>					Km.Dl.	<i>Konur</i>	DL	YL	ÖL	HL
		STG	DL	YL	ÖL	HL	STG	DL	YL	ÖL	HL						
1	2005	20,60	308.089	20.220	0	328.309	56,36	300.372	17.791	0	318.163	172,48	35,76	295.925	16.393	0	312.318
2	2005	20,70	307.744	25.293	1.944	334.981	60,04	295.864	19.124	3.827	318.815	169,49	39,34	289.613	15.878	4.818	310.309
3	2005	20,43	307.536	28.496	0	336.032	58,68	293.383	17.819	900	312.102	166,84	38,25	285.823	12.117	1.381	299.321
4	2005	20,50	308.230	26.378	22.345	356.954	58,64	294.718	23.184	24.707	342.609	167,25	38,14	287.455	21.468	25.977	334.899
5	2005	20,22	324.514	28.441	0	352.956	58,82	309.617	24.391	0	334.008	176,63	38,59	301.812	22.268	0	324.080
6	2005	21,15	326.142	25.330	0	351.472	61,17	313.412	17.958	0	331.370	177,59	40,02	306.685	14.063	0	320.747
7	2005	20,91	328.647	25.086	0	353.734	59,75	310.084	18.292	0	328.376	175,44	38,84	300.091	14.635	0	314.726
8	2005	21,39	327.484	25.244	0	352.727	81,06	229.805	13.548	0	243.354	129,80	59,67	194.790	9.356	0	204.146
9	2005	20,24	324.427	29.928	0	354.355	59,94	306.850	22.182	0	329.032	170,69	39,70	297.889	18.232	0	316.121
10	2005	20,50	324.856	26.953	0	351.808	62,56	304.088	26.966	0	331.054	168,12	42,06	293.965	26.973	0	320.938
11	2005	20,50	325.225	30.290	0	355.515	63,47	303.151	23.385	0	326.536	167,89	42,97	292.619	20.090	0	312.710
12	2005	21,50	330.018	29.651	63.267	422.935	64,22	306.899	19.508	61.693	388.100	169,35	42,72	295.265	14.403	60.901	370.569

## Stéttarfélag íslenskra félagsráðgjafa

		<b>Karlar</b>						<b>Allir</b>						<b>Konur</b>				
MA	AR	STG	DL	YL	ÖL	HL	STG	DL	YL	ÖL	HL	Km.Dl.	STG	DL	YL	ÖL	HL	
1	2005						67,63	263.409	18.411	301	282.121	175,86						
2	2005						66,02	276.046	23.004	20.632	319.681	183,87						
3	2005						66,35	278.289	16.986	431	295.707	184,00						
4	2005						61,10	277.404	13.606	25.387	316.396	183,04						
5	2005						59,23	285.132	15.518	136	300.787	189,13						
6	2005						58,78	286.107	15.863	0	301.970	188,50						
7	2005						60,97	277.608	12.796	0	290.404	182,62						
8	2005						61,53	277.083	17.584	0	294.667	181,97						
9	2005						63,61	273.692	13.084	0	286.775	177,01						
10	2005						61,67	277.996	12.847	0	290.843	178,70						
11	2005						62,07	278.598	12.973	0	291.570	179,39						
12	2005						62,59	275.005	14.090	65.109	354.204	176,44						

## Stéttarfélag lögfræðinga

		<b>Karlar</b>						<b>Allir</b>						<b>Konur</b>				
MA	AR	STG	DL	YL	ÖL	HL	STG	DL	YL	ÖL	HL	Km.Dl.	STG	DL	YL	ÖL	HL	
1	2005	107,77	270.913	91.286	20.971	383.169	235,51	266.508	85.673	17.191	369.373	154,27	127,74	262.793	80.939	13.917	357.648	
2	2005	103,44	285.053	102.720	37.453	425.227	232,06	281.369	93.640	34.447	409.456	162,49	128,62	276.972	85.884	31.583	394.438	
3	2005	103,63	286.096	102.639	20.287	409.022	232,60	282.318	93.712	15.417	391.447	161,84	128,97	279.282	86.538	11.503	377.324	
4	2005	104,09	286.986	104.718	44.833	436.537	235,58	281.910	96.179	39.768	417.857	161,27	131,48	277.891	89.420	35.760	403.071	
5	2005	102,20	289.427	106.482	24.201	420.110	233,12	283.688	96.793	16.193	396.673	163,15	130,92	279.207	89.231	9.943	378.381	
6	2005	101,75	288.967	111.315	22.635	422.916	232,02	282.573	99.463	14.913	396.948	161,41	130,27	277.579	90.205	8.881	376.666	
7	2005	99,82	292.204	99.096	22.821	414.121	230,16	283.602	92.342	15.166	391.110	161,75	130,34	277.014	87.170	9.303	373.487	
8	2005	100,58	290.872	96.137	19.896	406.905	230,72	284.323	88.882	15.110	388.315	161,89	130,14	279.262	83.274	11.411	373.947	
9	2005	95,03	289.141	104.557	20.307	414.005	223,89	284.902	96.355	14.495	395.752	159,76	128,86	281.775	90.307	10.209	382.291	
10	2005	95,72	288.883	108.531	20.807	418.221	223,69	286.154	99.989	14.691	400.834	159,48	127,97	284.113	93.600	10.116	387.828	
11	2005	95,18	289.433	126.414	20.580	436.426	225,01	284.442	108.071	14.766	407.279	158,80	129,82	280.783	94.622	10.503	385.908	
12	2005	97,50	288.614	108.393	88.115	485.121	227,28	282.354	94.106	81.284	457.744	157,07	129,78	277.652	83.372	76.153	437.177	

Útgarður, félag háskólamanna

MA	AR	<b>Karlar</b>					<b>Allir</b>					Km.Dl.	<b>Konur</b>				
		STG	DL	YL	ÖL	HL	STG	DL	YL	ÖL	HL		STG	DL	YL	ÖL	HL
1	2005	148,90	243.755	75.240	11.909	330.906	341,57	238.441	55.033	6.531	300.006	151,40	192,68	234.334	39.418	2.375	276.127
2	2005	151,03	258.149	80.925	29.381	368.455	344,77	252.150	60.376	25.304	337.831	159,73	193,75	247.473	44.360	22.126	313.959
3	2005	151,20	256.057	85.143	14.554	355.754	341,20	251.500	59.328	9.962	320.791	158,15	190,00	247.873	38.785	6.308	292.967
4	2005	146,66	255.655	95.329	23.902	374.886	338,56	251.712	68.223	24.271	344.206	157,96	191,92	248.698	47.510	24.554	320.762
5	2005	147,45	258.325	86.122	10.001	354.447	345,16	252.972	63.575	5.916	322.462	159,59	197,70	248.980	46.757	2.869	298.606
6	2005	150,51	255.254	84.983	9.973	350.210	344,54	251.444	61.269	5.897	318.610	157,56	194,04	248.489	42.875	2.736	294.099
7	2005	145,81	255.267	73.278	10.040	338.586	335,47	253.613	54.810	5.902	314.326	158,67	189,65	252.342	40.611	2.720	295.673
8	2005	146,63	256.985	79.590	10.686	347.261	339,47	253.383	55.957	5.899	315.238	158,26	192,84	250.643	37.987	2.259	290.889
9	2005	147,06	255.813	80.721	8.584	345.118	341,38	251.590	58.949	5.737	316.276	154,75	194,32	248.395	42.472	3.583	294.449
10	2005	153,26	257.475	89.276	6.745	353.496	352,09	252.176	64.377	4.935	321.488	154,17	198,84	248.091	45.186	3.540	296.817
11	2005	150,89	257.294	86.096	7.062	350.452	349,74	252.690	61.896	4.692	319.278	154,75	198,85	249.196	43.534	2.894	295.624
12	2005	150,67	258.375	86.651	69.725	414.751	348,37	253.555	61.920	68.313	383.787	154,72	197,69	249.880	43.071	67.237	360.188

Proskapjálfafélag Íslands Kaupmáttur miðast við 07-12/1997 = 100,00

MA	AR	<b>Karlar</b>					<b>Allir</b>					Km.Dl.	<b>Konur</b>				
		STG	DL	YL	ÖL	HL	STG	DL	YL	ÖL	HL		STG	DL	YL	ÖL	HL
1	2005						127,23	202.928	52.535	20.177	275.640	128,85					
2	2005						128,67	228.033	50.089	45.412	323.535	144,45					
3	2005						129,85	228.165	48.634	25.339	302.139	143,48					
4	2005						129,02	232.066	68.175	44.434	344.675	145,63					
5	2005						127,97	239.295	60.359	21.120	320.773	150,96					
6	2005						134,00	234.060	48.080	18.336	300.476	146,66					
7	2005						143,14	228.221	39.177	15.121	282.519	142,79					
8	2005						140,39	230.175	41.034	15.921	287.130	143,76					
9	2005						142,07	232.127	51.808	21.596	305.531	142,78					
10	2005						141,53	235.675	49.355	22.673	307.703	144,08					
11	2005						141,57	236.569	53.159	22.988	312.716	144,88					
12	2005						146,16	230.152	47.526	82.105	359.783	140,44					



# BHM, ríkisstarfsmenn árið 2005

April 2007

## BHM félagin hjá ríkinu, alls

MA	AR	Karlar				DL	YL	ÖL	HL	K.m.Dl.	Konur						
		AR	STG	DL	YL						ÖL	HL	STG	DL	YL	ÖL	HL
1	2005	1.496,81	266.640	67.146	6.708	340.493	4.693,15	249.478	61.227	15.046	325.751	154,06	3.196,37	241.442	58.455	18.948	318.844
2	2005	1.492,73	279.849	72.294	20.860	373.003	4.690,89	263.311	61.998	31.289	356.598	162,22	3.198,19	255.365	57.124	35.841	348.331
3	2005	1.495,07	283.273	76.500	17.025	376.798	4.664,13	266.816	57.871	18.894	334.771	163,17	3.169,09	259.142	49.388	13.056	315.571
4	2005	1.492,24	283.562	80.072	27.961	391.596	4.649,14	266.838	68.822	36.933	372.592	162,85	3.156,92	258.923	63.493	41.079	363.495
5	2005	1.515,40	282.584	76.637	8.508	367.730	4.664,13	268.711	71.267	14.603	354.582	164,86	3.148,71	262.033	68.674	17.538	348.244
6	2005	1.543,26	281.009	72.745	8.713	362.468	4.774,66	267.909	63.881	13.365	345.154	163,26	3.231,43	261.652	59.648	15.586	336.886
7	2005	1.511,38	281.178	62.536	9.750	353.463	4.763,01	265.317	57.410	13.065	335.792	161,43	3.251,63	257.945	55.027	14.605	327.579
8	2005	1.503,41	281.950	71.275	8.426	361.650	4.741,01	265.998	63.713	12.817	342.526	161,57	3.237,58	258.590	60.201	14.856	333.646
9	2005	1.454,14	283.603	68.254	8.269	360.126	4.628,87	268.014	61.914	14.185	344.112	160,33	3.174,73	260.873	59.009	16.894	336.777
10	2005	1.462,96	284.242	71.941	9.588	365.772	4.641,15	268.739	64.145	15.431	348.315	159,78	3.178,19	261.603	60.556	18.120	340.279
11	2005	1.440,22	285.772	73.666	8.839	368.277	4.612,06	269.775	63.980	14.584	348.339	160,67	3.171,84	262.511	59.582	17.193	339.286
12	2005	1.452,02	285.083	71.238	71.090	427.411	4.662,12	267.241	52.494	73.398	393.133	158,59	3.210,10	259.172	44.015	74.442	377.628

### 3.3 Kennarasamband Íslands, ríkisstarfsmenn árið 2005

#### Kennarasamband Íslands, ríkisstarfsmenn

MA	AR	Kartar					Allir					Konur					
		STG	DL	YL	ÖL	HL	STG	DL	YL	ÖL	HL	Km.Dl.	STG	DL	YL	ÖL	HL
1	2005	682,63	242.283	102.330	120	344.732	1.371,01	239.484	81.606	120	321.211	160,70	688,38	236.709	61.055	121	297.886
2	2005	676,23	259.817	129.058	19.825	408.700	1.357,60	256.815	106.200	19.849	382.864	171,93	681,37	253.836	83.514	19.874	357.224
3	2005	673,09	260.242	124.464	139	384.846	1.345,54	257.730	102.237	135	360.101	171,28	672,45	255.215	79.988	130	335.333
4	2005	673,94	259.793	129.454	21.704	410.952	1.349,48	257.834	104.668	21.697	384.198	170,99	675,54	255.877	79.938	21.663	357.479
5	2005	665,98	262.447	109.536	136	372.119	1.338,53	258.925	89.609	113	348.646	172,62	672,55	255.436	69.876	91	325.403
6	2005	646,77	261.390	36.109	26	297.525	1.306,98	258.952	34.637	17	293.606	171,48	660,20	256.562	33.195	9	289.766
7	2005	640,25	261.295	11.495	0	272.790	1.288,39	259.262	10.402	0	269.664	171,42	648,14	257.254	9.322	0	266.577
8	2005	662,52	263.381	40.781	1	304.163	1.358,67	260.146	30.484	14	290.644	171,71	696,15	257.068	20.685	26	277.779
9	2005	654,22	264.810	167.835	78	432.723	1.346,97	261.245	131.888	99	393.232	169,82	692,75	257.878	97.940	120	355.938
10	2005	656,65	264.071	143.927	70	408.068	1.348,47	261.262	115.332	91	376.685	168,80	691,82	258.595	88.190	112	346.897
11	2005	655,90	264.550	140.343	70	404.963	1.347,56	261.943	113.435	92	375.469	169,53	691,66	259.470	87.918	112	347.500
12	2005	656,48	264.774	155.201	66.218	486.192	1.344,20	262.340	123.025	65.518	450.882	169,17	687,72	260.016	92.311	64.849	417.176

## Félag íslenskra flugumferðarstjóra

		<i>Karlar</i>					<i>Allir</i>						<i>Konur</i>				
MA	AR	STG	DL	YL	ÖL	HL	STG	DL	YL	ÖL	HL	Km.Dl.	STG	DL	YL	ÖL	HL
1	2005	86,57	346.349	105.811	152.056	604.216	115,02	331.172	96.930	144.420	572.522	227,69	28,45	284.981	69.902	121.179	476.064
2	2005	87,00	346.941	122.697	148.800	618.438	114,31	333.365	109.423	142.256	585.045	228,66	27,31	290.115	67.137	121.411	478.663
3	2005	86,03	347.705	110.070	146.599	604.374	113,18	333.924	99.761	140.205	573.890	227,37	27,15	290.255	67.100	119.943	477.298
4	2005	86,00	349.062	119.438	171.679	640.180	113,25	334.944	104.855	164.954	604.752	227,59	27,25	290.388	58.830	143.726	492.943
5	2005	83,61	351.331	145.856	144.503	641.690	110,76	336.856	133.603	138.280	608.739	230,10	27,15	292.276	95.859	119.112	507.247
6	2005	86,46	350.039	153.055	140.502	643.596	115,16	335.827	132.930	133.514	602.271	227,85	28,70	293.006	72.294	112.458	477.758
7	2005	89,32	375.401	150.723	140.180	666.304	117,74	361.891	145.665	135.112	642.668	245,16	28,42	319.427	129.769	119.184	568.380
8	2005	88,52	378.250	159.565	145.824	683.639	115,48	367.807	151.107	140.771	659.685	248,74	26,96	333.514	123.333	124.176	581.023
9	2005	88,00	374.059	155.904	137.507	667.470	115,65	365.164	138.859	133.775	637.799	243,21	27,65	336.857	84.610	121.898	543.365
10	2005	87,68	373.967	141.926	135.220	651.113	113,77	367.911	127.441	132.501	627.853	243,55	26,10	347.564	78.774	123.368	549.707
11	2005	86,32	374.775	172.478	143.601	690.854	112,48	369.155	153.584	139.242	661.980	244,78	26,16	350.607	91.231	124.857	566.695
12	2005	81,80	375.361	151.798	214.837	741.995	108,45	369.453	136.838	211.264	717.555	244,10	26,65	351.320	90.918	200.298	642.536

## Félag starfsmanna Alþingis

Kaupmáttur miðast við meðaltal ársins 1991 = 100,00

		<i>Karlar</i>					<i>Allir</i>						<i>Konur</i>				
MA	AR	STG	DL	YL	ÖL	HL	STG	DL	YL	ÖL	HL	Km.Dl.	STG	DL	YL	ÖL	HL
1	2005	43,78	245.144	16.874	77.380	339.397	107,95	228.100	9.417	53.301	290.818	131,25	64,17	216.472	4.330	36.874	257.675
2	2005	43,32	250.555	9.764	113.320	373.639	105,54	236.844	9.742	88.216	334.802	135,96	62,22	227.297	9.727	70.738	307.762
3	2005	42,82	248.541	14.341	79.048	341.929	103,19	237.420	11.143	56.572	305.134	135,29	60,37	229.531	8.874	40.631	279.036
4	2005	46,22	250.287	32.334	196.068	478.689	107,42	241.901	22.551	178.135	442.587	137,56	61,20	235.568	15.163	164.592	415.323
5	2005	49,75	244.796	23.449	77.276	345.521	114,02	238.076	21.806	58.893	318.776	136,10	64,27	232.875	20.533	44.666	298.074
6	2005	48,69	248.368	16.896	80.011	345.275	110,19	244.351	13.957	61.573	319.881	138,74	61,50	241.171	11.631	46.978	299.780
7	2005	48,65	247.744	10.220	81.212	339.176	108,88	244.207	7.243	63.130	314.581	138,45	60,23	241.350	4.839	48.525	294.714
8	2005	49,19	244.818	17.301	77.484	339.603	110,33	242.343	9.718	63.056	315.117	137,16	61,15	240.353	3.618	51.449	295.420
9	2005	44,06	246.714	17.269	79.965	343.948	105,59	245.309	9.369	64.801	319.479	136,73	61,53	244.302	3.712	53.941	301.955
10	2005	46,36	254.165	41.324	89.500	384.990	107,70	248.628	37.892	74.542	361.062	137,74	61,34	244.443	35.298	63.238	342.979
11	2005	43,67	254.414	24.233	84.328	362.975	105,89	251.182	15.888	68.346	335.415	139,39	62,23	248.913	10.032	57.131	316.077
12	2005	44,01	257.024	35.478	151.855	444.357	106,99	252.611	29.815	136.384	418.809	139,68	62,98	249.527	25.858	125.572	400.957

## Kjarafélag Tæknifræðingafélags Íslands

MA	AR	<i>Karlar</i>					Km.Dl.	<i>Allir</i>	<i>Konur</i>								
		STG	DL	YL	ÖL	HL			STG	DL	YL	ÖL	HL				
1	2005						132,01	281.173	102.088	16.622	399.883	160,02					
2	2005						129,86	290.881	122.688	17.236	430.805	165,15					
3	2005						133,44	292.419	115.035	25.998	433.452	164,81					
4	2005						129,03	293.433	114.286	37.181	444.900	165,04					
5	2005						130,07	292.034	117.535	14.180	423.749	165,12					
6	2005						130,14	291.707	127.229	17.222	436.158	163,83					
7	2005						135,99	288.562	109.611	7.125	405.297	161,81					
8	2005						122,72	293.044	94.457	5.295	392.795	164,05					
9	2005						108,19	289.926	115.726	6.407	412.059	159,84					
10	2005						107,24	290.196	115.204	6.723	412.123	159,01					
11	2005						107,16	290.564	114.297	6.066	410.927	159,49					
12	2005						107,01	290.501	108.417	70.352	469.270	158,88					

## Læknafélag Íslands, sjúkrahúslæknar

MA	AR	<i>Karlar</i>					Km.Dl.	<i>Allir</i>	<i>Konur</i>								
		STG	DL	YL	ÖL	HL			STG	DL	YL	ÖL	HL				
1	2005	335,54	443.587	130.040	172.560	746.189	483,97	424.182	135.273	155.016	714.470	178,48	148,43	380.340	147.069	115.393	642.801
2	2005	333,98	444.033	122.610	156.806	723.450	474,20	427.673	123.385	145.146	696.204	179,53	140,22	388.716	125.205	117.374	631.294
3	2005	335,44	442.335	135.517	169.892	747.764	476,12	427.850	138.943	155.647	722.186	178,29	140,68	393.315	147.020	121.505	661.840
4	2005	329,00	442.654	130.167	169.243	742.063	467,18	426.801	132.382	156.913	716.096	177,48	138,18	389.057	137.657	127.558	654.272
5	2005	326,64	441.516	134.665	168.934	745.116	466,63	424.831	140.529	152.740	718.100	177,60	140,01	385.908	154.201	114.948	655.058
6	2005	340,40	434.710	119.041	157.599	711.350	505,38	409.911	122.790	139.889	672.589	170,21	164,98	358.741	130.525	103.349	592.615
7	2005	345,44	433.942	113.662	172.219	719.824	511,14	410.451	122.415	146.237	679.102	170,17	165,70	361.478	140.662	92.071	594.211
8	2005	284,31	521.957	147.297	182.912	852.166	387,52	531.693	163.963	178.144	873.800	220,06	103,21	558.513	209.871	165.010	933.394
9	2005	331,42	435.751	123.765	163.544	723.061	485,93	407.368	126.622	145.267	679.257	166,05	154,50	346.484	132.748	106.063	585.296
10	2005	334,69	436.182	133.065	169.589	738.836	478,46	421.097	137.716	151.548	710.360	170,60	143,77	385.982	148.541	109.549	644.072
11	2005	335,50	436.577	125.741	161.545	723.863	480,24	420.144	130.906	143.483	694.534	170,50	144,74	382.052	142.879	101.615	626.547
12	2005	335,66	440.087	63.890	163.390	667.368	484,80	421.526	62.419	150.384	634.329	170,45	149,14	379.751	59.107	121.111	559.969

## Starfsmannafélag Ríkisendurskoðunar Kaupmáttur miðast við meðaltal ársins 1991 = 100,00

		<b>Karlar</b>						<b>Allir</b>						<b>Konur</b>				
MA	AR	STG	DL	YL	ÖL	HL	STG	DL	YL	ÖL	HL	Km.Dl.	STG	DL	YL	ÖL	HL	
1	2005	26,05	316.790	0	77.545	394.335	46,37	289357	383	68056	357796	137,02	20,32	254182	875	55888	310945	
2	2005	27,76	313.221	7.136	69.519	389.876	47,66	288913	5020	56454	350388	136,49	19,90	255009	2069	38233	295311	
3	2005	28,86	316.538	0	71.094	387.633	48,76	291426	1588	57683	350697	136,67	19,90	255009	3890	38233	297132	
4	2005	26,93	315.992	4.252	130.448	450.693	46,42	290291	2850	108352	401492	135,85	19,49	254775	912	77819	333506	
5	2005	28,24	326.694	0	78.760	405.455	46,13	307282	402	64823	372508	144,56	17,88	276623	1039	42784	320445	
6	2005	28,40	327.247	2.946	77.651	407.844	46,25	307685	2773	63137	373595	143,78	17,85	276561	2497	40045	319103	
7	2005	28,00	328.160	934	78.760	407.854	46,17	303682	1522	63242	368447	141,69	18,17	265968	2429	39333	307730	
8	2005	28,00	328.160	12.211	78.760	419.131	46,60	303114	7736	62720	373570	141,19	18,60	265410	998	38575	304983	
9	2005	27,06	330.720	2.319	79.628	412.667	45,86	304277	2583	62608	369469	139,57	18,80	266206	2964	38105	307275	
10	2005	27,62	333.087	1.742	232.610	567.439	46,32	305934	4010	221944	531889	139,48	18,70	265825	7361	206190	479376	
11	2005	27,08	333.830	9.198	177.179	520.207	45,84	305980	6386	128004	440370	139,74	18,76	265782	2328	57024	325135	
12	2005	27,11	333.656	16.709	149.304	499.669	47,01	305311	10938	130440	446688	138,93	19,90	266692	3075	104740	374507	

## Starfsmannafélag símfóniuhljómsv. Ísl.

		<b>Karlar</b>						<b>Allir</b>						<b>Konur</b>				
MA	AR	STG	DL	YL	ÖL	HL	STG	DL	YL	ÖL	HL	Km.Dl.	STG	DL	YL	ÖL	HL	
1	2005	43,61	244.487	10.261	0	254.747	83,47	240.214	10.480	0	250.694	162,39	39,86	235.541	10.719	0	246.260	
2	2005	44,71	246.321	3.115	0	249.436	84,35	240.927	3.348	0	244.275	162,49	39,64	234.843	3.612	0	238.454	
3	2005	44,54	245.954	34.221	0	280.175	83,27	240.311	33.056	0	273.366	160,89	38,73	233.821	31.716	0	265.537	
4	2005	44,55	245.856	22.047	0	267.903	84,37	239.869	22.309	0	262.178	160,26	39,82	233.172	22.602	0	255.774	
5	2005	44,55	260.093	2.789	0	262.882	84,36	256.144	3.277	0	259.421	172,04	39,81	251.727	3.822	0	255.549	
6	2005	44,05	258.902	5.971	0	264.873	82,85	255.902	6.672	0	262.574	170,72	38,80	252.495	7.468	0	259.963	
7	2005	42,90	258.991	2.269	0	261.260	80,17	256.442	2.909	0	259.351	170,82	37,27	253.508	3.645	0	257.154	
8	2005	44,05	258.315	2.210	0	260.525	81,55	256.043	2.859	0	258.902	170,26	37,50	253.374	3.623	0	256.997	
9	2005	46,21	268.144	2.318	0	270.462	87,12	266.338	3.124	0	269.463	174,42	40,91	264.298	4.036	0	268.334	
10	2005	46,12	268.022	3.171	0	271.193	88,37	265.853	3.494	0	269.347	173,04	42,25	263.485	3.846	0	267.331	
11	2005	46,10	269.350	2.723	0	272.073	86,28	267.087	3.413	0	270.500	174,14	40,19	264.491	4.204	0	268.695	
12	2005	47,30	268.865	2.834	37.263	308.962	88,55	266.685	3.583	38.140	308.408	173,25	41,25	264.185	4.441	39.145	307.772	

## Stéttarfélag verkfræðinga

MA	AR	<i>Karlar</i>					<i>Allir</i>					Km.Dl.	<i>Konur</i>				
		STG	DL	YL	ÖL	HL	STG	DL	YL	ÖL	HL		STG	DL	YL	ÖL	HL
1	2005	202,34	296.278	101.179	9.125	406.581	231,26	295.897	95.149	8.630	399.676	155,83	28,92	293.232	52.971	5.167	351.370
2	2005	203,12	307.676	116.540	10.579	434.795	231,64	307.241	109.671	9.882	426.794	161,42	28,52	304.144	60.743	4.917	369.804
3	2005	199,37	308.192	110.144	33.312	451.648	229,49	307.319	104.404	33.595	445.319	160,28	30,13	301.545	66.423	35.468	403.435
4	2005	201,21	308.559	110.883	31.441	450.883	232,07	307.238	104.586	30.700	442.523	159,91	30,30	299.878	64.699	26.348	390.925
5	2005	202,77	309.272	109.682	12.275	431.228	233,36	307.173	104.335	11.398	422.906	160,72	30,59	293.264	68.889	5.591	367.744
6	2005	205,04	309.123	117.703	12.976	439.802	235,95	306.005	110.335	11.918	428.259	159,03	30,91	285.321	61.465	4.906	351.692
7	2005	193,66	312.354	103.910	6.386	422.649	223,94	308.577	98.412	6.164	413.153	160,12	30,28	284.419	63.250	4.746	352.415
8	2005	186,79	312.054	103.923	6.585	422.562	218,34	308.058	98.090	7.039	413.186	159,58	31,56	284.402	63.565	9.721	357.688
9	2005	208,62	254.989	89.118	4.759	348.866	237,25	259.594	85.507	4.700	349.801	132,43	28,63	293.153	59.191	4.268	356.613
10	2005	169,93	309.479	112.523	5.616	427.618	196,68	308.070	107.708	5.553	421.331	156,21	26,76	299.123	77.128	5.154	381.405
11	2005	169,86	312.764	113.581	7.284	433.629	197,34	310.825	107.111	7.030	424.967	157,87	27,48	298.843	67.119	5.459	371.422
12	2005	169,27	310.466	114.110	73.252	497.828	195,62	309.298	106.956	74.019	490.273	156,53	26,35	301.797	60.997	78.946	441.741

## Heilsugæslulæknar Kaupmáttur miðast við meðaltal ársins 1997 = 100,00.

MA	AR	<i>Karlar</i>					<i>Allir</i>					Km.Dl.	<i>Konur</i>				
		STG	DL	YL	ÖL	HL	STG	DL	YL	ÖL	HL		STG	DL	YL	ÖL	HL
1	2005	88,89	458.022	61.746	319.162	838.929	123,50	448.718	61.286	290.317	800.320	269,91	34,61	424.820	60.101	216.222	701.143
2	2005	88,93	458.341	59.601	279.899	797.840	123,49	447.696	60.660	264.279	772.635	268,66	34,55	420.295	63.380	224.131	707.807
3	2005	88,11	467.283	66.259	324.656	858.198	123,20	452.396	65.846	287.147	805.390	269,49	35,10	415.022	64.809	192.970	672.802
4	2005	86,90	469.510	57.357	296.056	822.923	122,25	453.965	59.665	268.463	782.093	269,87	35,35	415.750	65.341	200.644	681.734
5	2005	87,26	472.197	58.005	292.535	822.736	123,08	454.451	59.106	257.210	770.766	271,59	35,82	411.229	61.784	171.164	644.177
6	2005	92,72	458.300	60.721	231.952	750.973	132,51	443.787	59.714	225.213	728.714	263,42	39,79	409.969	57.364	209.510	676.844
7	2005	95,98	449.173	61.643	212.642	723.458	132,13	452.914	61.566	220.661	735.140	268,43	36,15	462.847	61.361	241.951	766.159
8	2005	96,99	450.175	59.417	210.755	720.347	131,19	451.566	60.357	220.100	732.023	267,18	34,20	455.510	63.024	246.598	765.132
9	2005	87,25	473.680	60.014	277.399	811.093	124,81	453.187	61.956	247.211	762.354	264,07	37,56	405.587	66.468	177.091	649.146
10	2005	86,91	471.435	60.865	287.750	820.050	124,80	451.972	62.327	251.487	765.786	261,76	37,89	407.327	65.678	168.300	641.304
11	2005	88,90	468.046	58.028	278.669	804.743	125,20	453.253	60.944	249.208	763.404	262,95	36,30	417.018	68.087	177.046	662.150
12	2005	88,19	468.049	55.167	143.149	666.365	125,57	450.607	54.882	140.433	645.922	260,47	37,38	409.454	54.209	134.025	597.688

## Kjaranefnd professorar Kaupmáttur miðast við meðaltal ársins 1997 = 100,00.

MA	AR	<b>Karlar</b>					<b>Allir</b>					Km.Dl.	<b>Konur</b>				
		STG	DL	YL	ÖL	HL	STG	DL	YL	ÖL	HL		STG	DL	YL	ÖL	HL
1	2005	162,19	370.403	44.329	20.000	434.732	198,58	367.425	40.759	18.588	426.772	183,21	36,39	354.154	24.850	12.295	391.298
2	2005	162,19	406.351	42.423	19.296	468.070	198,07	403.945	40.747	18.211	462.902	200,95	35,88	393.074	33.169	13.306	439.548
3	2005	162,79	406.186	42.562	19.754	468.502	198,19	404.802	41.099	18.394	464.295	199,90	35,40	398.437	34.375	12.137	444.949
4	2005	160,31	406.045	42.424	17.113	465.582	195,71	404.612	40.907	16.435	461.955	199,39	35,40	398.121	34.041	13.368	445.530
5	2005	160,31	406.045	47.565	17.760	471.371	195,71	404.949	45.273	16.743	466.965	200,61	35,40	399.985	34.891	12.137	447.012
6	2005	160,91	406.055	52.090	16.974	475.118	197,31	402.908	49.622	16.020	468.549	198,25	36,40	388.996	38.711	11.804	439.511
7	2005	159,00	406.537	49.199	17.291	473.027	194,41	403.550	47.004	16.247	466.801	198,27	35,40	390.130	37.148	11.559	438.837
8	2005	157,14	408.526	45.035	20.551	474.112	193,54	406.009	51.895	19.678	477.582	199,14	36,40	395.143	81.512	15.908	492.563
9	2005	155,44	411.081	57.013	18.223	486.317	191,84	409.317	52.327	18.317	479.961	197,71	36,40	401.785	32.317	18.718	452.820
10	2005	156,28	410.628	49.580	19.939	480.146	192,11	408.597	46.362	19.554	474.512	196,16	35,83	399.739	32.327	17.874	449.939
11	2005	156,07	410.668	45.607	18.596	474.871	191,90	408.627	42.955	18.461	470.043	196,51	35,83	399.739	31.402	17.874	449.015
12	2005	158,05	408.164	62.582	103.639	574.385	192,88	406.832	59.983	103.241	570.057	194,95	34,83	400.788	48.194	101.436	550.417

## Kjaranefnd Prestar Þjóðkirkjunnar Kaupmáttur miðast við 01/1993=100,00 og tvöfalld kaup greiðist í febrúar ár hvert sem og stöðugildi

MA	AR	<b>Karlar</b>					<b>Allir</b>					Km.Dl.	<b>Konur</b>				
		STG	DL	YL	ÖL	HL	STG	DL	YL	ÖL	HL		STG	DL	YL	ÖL	HL
1	2005	111,06	306.412	0	100.418	406.830	149,42	306.016	0	98.121	404.137	161,16	38,36	304.869	0	91.472	396.341
2	2005	222,51	303.337	0	50.046	353.383	296,76	303.100	0	49.576	352.676	159,25	74,25	302.387	0	48.168	350.555
3	2005	110,26	306.386	0	100.493	406.878	149,26	305.956	0	98.021	403.978	159,57	39,00	304.743	0	91.034	395.777
4	2005	110,26	306.429	0	101.377	407.806	149,26	305.988	0	98.675	404.663	159,26	39,00	304.743	0	91.034	395.777
5	2005	112,70	306.248	0	99.658	405.906	151,70	305.861	0	97.441	403.302	160,03	39,00	304.743	0	91.034	395.777
6	2005	165,20	318.199	0	70.760	388.959	223,79	317.809	0	69.079	386.889	165,16	58,59	316.710	0	64.335	381.045
7	2005	105,88	363.323	0	114.606	477.929	144,02	362.329	0	111.795	474.124	188,01	38,15	359.568	0	103.994	463.561
8	2005	103,59	363.113	0	115.558	478.670	142,09	363.647	0	112.721	476.368	188,38	38,50	365.084	0	105.090	470.173
9	2005	108,02	362.826	0	114.346	477.172	147,02	364.519	0	112.220	476.739	185,96	39,00	369.209	0	106.330	475.539
10	2005	104,65	363.042	0	120.060	483.102	144,20	362.277	0	115.683	477.960	183,69	39,55	360.254	0	104.099	464.353
11	2005	106,17	362.940	0	120.706	483.646	144,79	362.187	0	116.200	478.387	183,96	38,62	360.118	0	103.815	463.933
12	2005	105,71	363.341	0	216.359	579.700	145,37	362.431	0	211.026	573.457	183,42	39,66	360.007	0	196.811	556.818

Kjaradómur aðrir

		<b>Karlar</b>					<b>Allir</b>					<b>Konur</b>					
MA	AR	STG	DL	YL	ÖL	HL	STG	DL	YL	ÖL	HL	Km.Dl.	STG	DL	YL	ÖL	HL
1	2005	59,09	467.284	0	47.203	514.487	86,65	458.462	0	41.606	500.068	138,75	27,57	439.552	0	29.608	469.160
2	2005	59,50	474.689	0	46.866	521.555	87,93	462.811	0	40.995	503.806	139,74	28,43	437.951	0	28.707	466.658
3	2005	59,84	472.414	0	45.047	517.461	87,20	461.934	0	40.297	502.231	138,45	27,36	439.013	0	29.911	468.924
4	2005	60,34	463.751	0	53.431	517.181	87,27	456.593	0	48.030	504.623	136,57	26,93	440.556	0	35.929	476.485
5	2005	63,80	471.083	0	41.730	512.813	88,37	464.318	0	38.192	502.509	139,61	24,57	446.747	0	28.996	475.744
6	2005	60,20	484.694	0	41.637	526.331	84,20	471.767	0	38.230	509.997	140,90	24,00	439.337	0	29.685	469.022
7	2005	59,60	483.935	0	46.537	530.472	84,60	473.492	0	42.797	516.290	141,20	25,00	448.597	0	33.883	482.479
8	2005	59,28	478.218	0	46.791	525.010	83,28	469.545	0	46.239	515.785	139,78	24,00	448.125	0	44.876	493.001
9	2005	59,57	479.762	0	45.427	525.189	83,42	471.687	0	45.060	516.747	138,29	23,85	451.516	0	44.142	495.658
10	2005	59,99	475.272	0	46.061	521.332	86,49	467.292	0	44.789	512.081	136,17	26,51	449.235	0	41.912	491.147
11	2005	58,28	484.561	0	49.315	533.876	85,89	474.752	0	47.210	521.962	138,58	27,61	454.051	0	42.769	496.820
12	2005	56,32	479.095	0	107.373	586.468	83,78	469.479	0	102.763	572.241	136,54	27,46	449.758	0	93.308	543.066

Kjaranefnd aðrir

Kaupmáttur miðast við 03/1993 = 100,00

		<b>Karlar</b>					<b>Allir</b>					<b>Konur</b>					
MA	AR	STG	DL	YL	ÖL	HL	STG	DL	YL	ÖL	HL	Km.Dl.	STG	DL	YL	ÖL	HL
1	2005	265,02	470.524	10.149	99.707	580.380	339,26	464.302	9.937	99.695	573.935	179,32	74,24	442.091	9.179	99.653	550.924
2	2005	262,18	490.378	12.016	108.543	610.936	337,48	484.366	11.487	107.490	603.343	186,63	75,30	463.434	9.649	103.824	576.906
3	2005	262,59	487.526	11.381	106.160	605.066	339,75	482.207	10.935	107.824	600.966	184,44	77,16	464.109	9.416	113.489	587.014
4	2005	262,85	489.566	11.370	106.489	607.425	339,70	484.053	10.936	106.020	601.011	184,76	76,85	465.198	9.455	104.418	579.071
5	2005	257,92	489.742	11.663	107.148	608.553	335,22	484.131	11.140	106.585	601.856	185,77	77,30	465.412	9.399	104.717	579.528
6	2005	258,29	490.204	10.098	115.582	615.883	334,59	484.484	9.621	114.714	608.819	184,65	76,30	465.121	8.008	111.778	584.908
7	2005	258,15	490.035	11.079	107.110	608.223	332,95	484.604	11.028	107.657	603.289	184,42	74,81	465.863	10.854	109.544	586.261
8	2005	255,68	490.090	13.846	110.031	613.967	329,98	484.416	13.189	109.448	607.053	184,03	74,30	464.887	10.928	107.445	583.261
9	2005	258,43	490.209	15.750	110.045	616.005	332,73	484.555	14.925	109.464	608.945	181,29	74,30	464.887	12.055	107.445	584.388
10	2005	258,57	491.051	15.491	107.554	614.095	333,84	485.165	14.736	107.297	607.198	180,42	75,27	464.946	12.143	106.417	583.506
11	2005	256,32	491.175	13.019	106.622	610.817	331,62	485.265	11.976	106.616	603.857	180,76	75,30	465.145	8.423	106.598	580.166
12	2005	256,14	491.665	21.980	202.661	716.306	332,13	485.634	19.556	202.625	707.815	180,25	75,99	465.306	11.387	202.504	679.198



Után félaga		Karlur							Allir							Konur						
MA	AR	STG	DL	YL	ÖL	HL		STG	DL	YL	ÖL	HL	Km.Dl.	STG	DL	YL	ÖL	HL				
1	2005	57.98	354.044	115.221	35.984	505.249		69.98	348.115	110.408	33.203	491.726	158.46	12,00	319.473	87.158	19.768	426.399				
2	2005	58.31	366.993	121.211	44.136	532.340		69.31	361.317	116.665	42.941	520.922	164.08	11,00	331.228	92.568	36.605	460.400				
3	2005	59.77	367.517	122.934	34.600	525.051		70,77	361.876	115.726	32.651	510.253	163,13	11,00	331.228	76.561	22.059	429.848				
4	2005	60.55	366.942	119.360	47.069	533.370		71,55	361.451	114.337	45.763	521.552	162,60	11,00	331.228	86.695	38.574	456.497				
5	2005	60.30	369.193	122.639	34.622	526.454		71,30	363.805	115.500	32.683	511.988	164,52	11,00	334.273	76.366	22.059	432.698				
6	2005	62.26	364.673	116.511	32.638	513.821		74,26	359.316	110.558	31.574	501.449	161,40	12,00	331.528	79.676	26.052	437.255				
7	2005	62.65	361.464	127.448	30.266	519.179		74,64	356.652	119.173	28.651	504.476	159,96	12,00	331.527	75.971	20.221	427.719				
8	2005	62.03	361.953	108.606	30.567	501.125		74,03	357.021	109.909	28.890	495.820	159,85	12,00	331.527	116.647	20.221	468.395				
9	2005	60.63	362.851	116.577	31.273	510.701		72,63	357.676	111.207	29.447	498.329	157,71	12,00	331.527	84.075	20.221	435.823				
10	2005	60.50	363.176	120.734	31.340	515.249		72,41	358.035	114.284	29.537	501.856	156,91	11,91	331.921	81.516	20.377	433.814				
11	2005	60.34	364.217	128.937	31.967	525.120		72,34	359.005	122.281	30.153	511.440	157,60	12,00	332.800	88.818	21.035	442.654				
12	2005	60.32	366.852	120.901	108.593	596.346		72,32	361.202	114.428	105.603	581.234	158,00	12,00	332.800	81.888	90.577	505.265				

Kjaradómur, dómamar		Karlur							Allir							Konur						
MA	AR	STG	DL	YL	ÖL	HL		STG	DL	YL	ÖL	HL	Km.Dl.	STG	DL	YL	ÖL	HL				
1	2005	37.18	480.480	2.519	226.527	709.526		51,18	478.115	1.830	224.328	704.272	217,63	14,00	471.831	0	218.488	690.319				
2	2005	37.00	482.018	2.025	222.245	706.288		51,00	479.221	2.387	221.800	703.408	217,62	14,00	471.831	3.345	220.622	695.798				
3	2005	35.00	483.344	1.605	227.756	712.706		49,00	480.055	1.433	226.448	707.936	216,40	14,00	471.831	1.003	223.177	696.012				
4	2005	35.00	483.344	401	228.916	712.661		48,00	480.662	293	226.842	707.797	216,22	13,00	473.440	0	221.259	694.699				
5	2005	35.10	483.347	0	212.152	695.499		48,10	480.670	1.070	215.049	696.789	217,37	13,00	473.440	3.962	222.912	700.315				
6	2005	35.00	483.344	936	218.126	702.406		48,00	480.662	1.366	219.698	701.725	215,90	13,00	473.440	2.521	223.929	699.890				
7	2005	35.00	494.440	1.911	230.207	726.558		48,00	491.318	1.393	222.595	715.306	220,35	13,00	482.910	0	202.101	685.011				
8	2005	35.00	493.012	0	224.752	717.764		48,00	490.276	0	220.519	710.795	219,51	13,00	482.910	0	209.122	692.032				
9	2005	35.00	493.012	1.638	218.492	713.142		48,55	489.780	1.771	218.314	709.864	215,96	13,55	481.434	2.114	217.854	701.402				
10	2005	35.00	493.012	0	228.312	721.323		49,00	489.657	0	222.001	711.657	214,60	14,00	481.268	0	206.223	687.492				
11	2005	31.00	493.241	0	0	493.241		43,00	490.518	0	0	490.518	215,34	12,00	483.483	0	0	483.483				
12	2005																					

Galli í skrá fyrir desember 2005

Kaupmáttur miðast við meðaltal ársins 1991 = 100,00

Stéttarfélag íslenskra lyfjafraeðinga		<i>Karlar</i>						<i>Allir</i>						<i>Konur</i>				
MA	AR	STG	DL	YL	ÖL	HL	STG	DL	YL	ÖL	HL	Km.Dl.	STG	DL	YL	ÖL	HL	
1	2005						38,79	354.520	32.925	21.262	408.707	167,87						
2	2005						38,23	356.068	23.905	16.870	396.843	168,21						
3	2005						39,23	376.735	27.446	23.578	427.758	176,67						
4	2005						39,23	376.735	26.476	40.024	443.235	176,30						
5	2005						38,29	383.930	35.361	18.939	438.231	180,62						
6	2005						48,19	309.485	24.296	16.685	350.466	144,62						
7	2005						39,99	382.996	30.848	17.388	431.232	178,69						
8	2005						39,83	382.592	29.687	20.262	432.540	178,20						
9	2005						37,02	391.991	28.381	20.300	440.673	179,81						
10	2005						38,41	389.030	34.383	22.547	445.960	177,37						
11	2005						38,27	401.088	38.760	22.422	462.270	183,17						
12	2005						38,79	385.144	27.428	71.958	484.529	175,26						

Háskólamenn innan BHM hjá Rborg

MA	AR	<i>Karlar</i>					<i>Allir</i>						<i>Konur</i>				
		STG	DL	YL	ÖL	HL	STG	DL	YL	ÖL	HL	Km.Dl.	STG	DL	YL	ÖL	HL
1	2005	53,63	292.739	94.622	3.460	390.821	274,93	249.036	42.827	7.274	299.137	192,08	221,30	238.445	30.275	8.199	276.920
2	2005	54,70	293.987	83.982	2.259	380.228	275,67	257.587	42.205	6.289	306.081	198,21	220,97	248.577	31.863	7.287	287.727
3	2005	54,89	296.499	91.918	3.686	392.102	274,82	257.796	41.229	5.732	304.756	196,92	219,93	248.136	28.578	6.243	282.957
4	2005	52,68	298.125	93.250	15.025	406.400	273,34	258.236	45.762	19.051	323.049	196,85	220,66	248.713	34.425	20.011	303.150
5	2005	54,86	296.758	79.122	1.675	377.555	281,48	256.928	43.020	15.399	315.347	196,89	226,62	247.285	34.281	18.722	300.287
6	2005	56,54	292.896	81.150	2.185	376.232	275,17	258.437	40.587	5.364	304.387	196,71	218,63	249.525	30.096	6.185	285.807
7	2005	55,55	290.134	74.244	3.246	367.624	272,43	259.052	37.320	5.419	301.791	196,87	216,88	251.091	27.863	5.976	284.930
8	2005	58,04	288.941	70.026	2.967	361.934	287,26	256.560	38.289	4.952	299.801	194,65	229,22	248.361	30.253	5.455	284.068
9	2005	59,38	290.081	87.781	3.047	380.909	296,58	256.305	44.413	5.007	305.725	191,50	237,20	247.849	33.556	5.498	286.904
10	2005	60,25	291.926	88.120	2.900	382.946	293,85	256.995	48.368	5.489	310.852	190,85	233,61	247.987	38.116	6.157	292.260
11	2005	58,24	291.109	84.549	2.359	378.018	295,33	256.269	49.647	5.220	311.135	190,64	237,08	247.710	41.073	5.922	294.705
12	2005	57,92	291.082	92.483	39.048	422.613	291,25	257.057	48.309	53.134	358.500	190,54	233,32	248.611	37.343	56.631	342.584

Háskólamenn utan bandalaga hjá Rborg

MA	AR	<i>Karlar</i>					<i>Allir</i>						<i>Konur</i>				
		STG	DL	YL	ÖL	HL	STG	DL	YL	ÖL	HL	Km.Dl.	STG	DL	YL	ÖL	HL
1	2005						57,20	297.028	124.452	0	421.480	163,54					
2	2005						57,20	297.096	132.887	0	429.983	163,19					
3	2005						57,20	297.199	134.779	0	431.979	162,05					
4	2005						56,96	297.381	128.366	17.364	443.111	161,81					
5	2005						55,38	297.833	136.884	343	435.060	162,92					
6	2005						51,88	298.354	140.039	0	438.393	162,10					
7	2005						51,43	297.943	124.165	0	422.108	161,63					
8	2005						51,59	297.838	122.193	0	420.032	161,30					
9	2005						53,11	297.159	130.482	0	427.641	158,49					
10	2005						52,92	298.557	131.032	673	430.261	158,27					
11	2005						51,20	298.010	133.111	0	431.121	158,25					
12	2005						52,20	298.522	123.752	39.891	462.166	157,95					

## Starfsmannafélag Reykjavíkurborgar, alls

MA	AR	<i>Karlar</i>					<i>Allir</i>						<i>Konur</i>				
		STG	DL	YL	ÖL	HL	STG	DL	YL	ÖL	HL	Km.Dl.	STG	DL	YL	ÖL	HL
1	2005	774,71	164.205	76.956	17.751	258.913	2.063,52	162.976	46.464	10.209	219.650	156,23	1.288,80	162.238	28.135	5.676	196.048
2	2005	777,67	164.566	70.700	18.507	253.772	2.073,43	163.670	45.038	10.461	219.170	156,52	1.295,76	163.133	29.636	5.633	198.403
3	2005	772,12	164.778	68.046	17.182	250.006	2.073,68	163.583	43.149	9.873	216.606	155,29	1.301,56	162.873	28.380	5.538	196.792
4	2005	763,04	165.491	78.023	29.944	273.458	2.060,43	163.939	48.159	21.140	233.238	155,31	1.297,39	163.026	30.595	15.962	209.583
5	2005	774,98	164.924	70.325	16.159	251.408	2.097,20	163.312	44.261	9.246	216.819	155,53	1.322,22	162.367	28.985	5.195	196.546
6	2005	1.006,83	155.186	54.391	13.063	222.639	2.561,21	154.999	37.495	8.324	200.818	146,62	1.554,38	154.878	26.551	5.255	186.683
7	2005	973,28	156.301	51.083	13.058	220.442	2.447,82	156.147	34.444	8.617	199.208	147,48	1.474,54	156.046	23.460	5.686	185.192
8	2005	813,78	164.466	67.068	16.366	247.900	2.117,36	163.396	42.544	10.122	216.063	154,07	1.303,57	162.729	27.235	6.224	196.188
9	2005	749,79	169.149	71.142	19.594	259.885	2.003,62	167.206	44.966	10.945	223.116	155,27	1.253,83	166.044	29.312	5.772	201.128
10	2005	746,65	169.383	69.407	22.098	260.888	2.041,42	167.070	44.642	14.341	226.054	154,20	1.294,77	165.736	30.361	9.868	205.966
11	2005	752,23	171.500	69.842	19.950	261.292	2.060,54	169.319	44.631	11.009	224.959	156,54	1.308,31	168.065	30.135	5.869	204.069
12	2005	747,51	171.768	67.446	60.920	300.135	2.049,31	169.448	43.787	53.315	266.551	156,10	1.301,80	168.116	30.202	48.948	247.266

## Starfsmannafélag Reykjavíkurborgar, án háskólahöps

MA	AR	<i>Karlar</i>					<i>Allir</i>						<i>Konur</i>				
		STG	DL	YL	ÖL	HL	STG	DL	YL	ÖL	HL	Km.Dl.	STG	DL	YL	ÖL	HL
1	2005	691,16	154.587	78.480	18.698	251.765	1.750,74	152.016	47.339	10.813	210.168	152,79	1.059,58	150.338	27.026	5.670	183.035
2	2005	693,76	155.016	70.861	19.560	245.437	1.757,05	152.836	45.096	11.007	208.939	153,25	1.063,29	151.413	28.285	5.427	185.125
3	2005	689,03	155.628	68.478	17.904	242.009	1.756,48	152.980	42.830	10.321	206.131	152,27	1.067,45	151.271	26.274	5.426	182.971
4	2005	677,95	156.179	78.753	31.122	266.055	1.739,75	153.181	48.731	21.904	223.816	152,16	1.061,80	151.266	29.562	16.018	196.846
5	2005	689,94	155.730	71.021	17.106	243.856	1.772,32	152.664	44.780	9.800	207.244	152,45	1.082,38	150.710	28.053	5.143	183.906
6	2005	921,01	147.268	52.829	13.587	213.685	2.239,19	145.215	36.224	8.642	190.082	144,03	1.318,19	143.780	24.623	5.187	173.590
7	2005	888,54	148.234	50.078	13.539	211.851	2.138,66	146.104	33.952	8.974	189.030	144,69	1.250,12	144.591	22.490	5.729	172.810
8	2005	728,19	155.386	67.967	17.334	240.687	1.812,98	152.764	43.368	10.710	206.842	151,03	1.084,79	151.005	26.856	6.263	184.123
9	2005	663,17	159.076	72.397	20.188	251.661	1.673,69	156.053	46.028	11.416	213.496	151,94	1.010,53	154.069	28.723	5.659	188.451
10	2005	660,87	159.422	69.364	23.460	252.246	1.703,04	156.155	44.785	15.674	216.614	151,11	1.042,18	154.083	29.200	10.737	194.019
11	2005	667,33	161.221	69.212	21.114	251.547	1.720,11	158.076	44.781	11.748	214.605	153,23	1.052,78	156.083	29.295	5.811	191.189
12	2005	664,64	162.052	67.585	61.942	291.580	1.714,20	158.541	43.688	54.779	257.009	153,13	1.049,56	156.318	28.556	50.243	235.117

## Starfsmannafélag Reykjavíkurborgar, háskólahópur

MA	AR	<i>Karlar</i>					<i>Allir</i>						<i>Konur</i>				
		STG	DL	YL	ÖL	HL	STG	DL	YL	ÖL	HL	Km.Dl.	STG	DL	YL	ÖL	HL
1	2005	83,56	243.764	64.355	9.923	318.041	312,78	224.326	41.567	6.828	272.721	154,36	229,23	217.241	33.261	5.700	256.201
2	2005	83,90	243.525	69.364	9.799	322.688	316,38	223.843	44.713	7.431	275.987	153,66	232,48	216.740	35.816	6.576	259.132
3	2005	83,09	240.656	64.463	11.199	316.317	317,20	222.292	44.920	7.398	274.610	151,48	234,11	215.774	37.984	6.048	259.807
4	2005	85,09	239.684	72.206	20.554	332.444	320,68	222.305	45.057	16.993	284.355	151,17	235,59	216.028	35.251	15.707	266.986
5	2005	85,04	239.521	64.680	8.476	312.677	324,88	221.396	41.433	6.226	269.056	151,35	239,84	214.970	33.191	5.429	253.589
6	2005	85,82	240.156	71.146	7.440	318.742	322,01	223.033	46.328	6.114	275.475	151,44	236,19	216.812	37.311	5.632	259.754
7	2005	84,74	240.889	61.622	8.017	310.528	309,17	225.618	37.843	6.151	269.613	152,97	224,43	219.852	28.865	5.447	254.164
8	2005	85,59	241.717	59.419	8.131	309.267	304,38	226.725	37.636	6.624	270.985	153,46	218,78	220.860	29.114	6.035	256.009
9	2005	86,63	246.261	61.532	15.050	322.843	329,93	223.783	39.576	8.556	271.916	149,17	243,30	215.780	31.759	6.244	253.784
10	2005	85,78	246.122	69.735	11.610	327.466	338,38	222.008	43.921	7.632	273.561	147,08	252,59	213.819	35.154	6.282	255.254
11	2005	84,90	252.287	74.798	10.800	337.885	340,43	226.124	43.873	7.277	277.273	150,06	255,53	217.431	33.597	6.106	257.134
12	2005	82,87	249.694	66.331	52.724	368.749	335,11	225.242	44.292	45.824	315.358	148,94	252,24	217.209	37.051	43.557	297.817

## Félag leikskólakennara hjá Rborg

MA	AR	<i>Karlar</i>					<i>Allir</i>						<i>Konur</i>				
		STG	DL	YL	ÖL	HL	STG	DL	YL	ÖL	HL	Km.Dl.	STG	DL	YL	ÖL	HL
1	2005						461,88	217.555	23.101	1.851	242.506	180,30					
2	2005						462,39	217.790	26.535	43.035	287.360	180,07					
3	2005						464,15	217.332	25.640	1.800	244.772	178,37					
4	2005						465,28	231.339	15.964	12.680	259.984	189,47					
5	2005						470,34	230.823	19.947	1.548	252.318	190,05					
6	2005						474,27	229.334	13.631	1.959	244.924	187,55					
7	2005						456,28	231.893	8.064	1.997	241.954	189,36					
8	2005						463,25	236.819	8.463	1.611	246.893	193,05					
9	2005						479,61	235.937	19.742	2.074	257.753	189,41					
10	2005						487,11	236.414	25.841	1.612	263.866	188,64					
11	2005						489,06	236.416	16.616	1.659	254.691	188,96					
12	2005						483,67	236.947	22.810	59.066	318.823	188,71					

## Sjúkraliðafélag Íslands hjá Rborg

Kaupmáttur miðast við 01/1992 = 100,00

MA	AR	<b>Karlar</b>					<b>Allir</b>					Km.Dl.	<b>Konur</b>	DL	YL	ÖL	HL
		STG	DL	YL	ÖL	HL	STG	DL	YL	ÖL	HL						
1	2005						40,50	184.079	61.992	28.080	274.152	189,70					
2	2005						40,81	183.682	32.872	22.536	239.090	188,85					
3	2005						40,83	183.883	33.146	20.422	237.451	187,67					
4	2005						40,35	184.838	59.849	45.324	290.011	188,25					
5	2005						44,50	180.166	44.030	22.415	246.611	184,47					
6	2005						46,25	179.081	31.396	18.616	229.092	182,12					
7	2005						44,04	179.592	29.310	17.628	226.530	182,36					
8	2005						41,06	200.081	44.606	21.434	266.120	202,82					
9	2005						43,10	200.765	35.309	25.519	261.593	200,43					
10	2005						42,76	199.481	31.932	23.408	254.820	197,93					
11	2005						39,31	198.969	41.785	34.003	274.757	197,76					
12	2005						39,07	199.580	30.516	169.964	400.061	197,65					

## Grunnskólar hjá Reykjavíkurborg

Kaupmáttur miðast við 08/1996 = 100,00

MA	AR	<b>Karlar</b>					<b>Allir</b>					Km.Dl.	<b>Konur</b>	DL	YL	ÖL	HL
		STG	DL	YL	ÖL	HL	STG	DL	YL	ÖL	HL						
1	2005	296,34	254.841	58.348	86	313.275	1.488,59	244.818	40.382	-207	284.992	177,77	1.192,25	242.326	35.916	-280	277.963
2	2005	299,73	254.047	66.644	117	320.808	1.500,11	244.306	47.165	-330	291.142	176,98	1.200,39	241.874	42.301	-441	283.734
3	2005	297,33	254.790	64.058	324	319.172	1.496,15	244.508	45.846	-211	290.142	175,83	1.198,82	241.957	41.329	-344	282.943
4	2005	297,70	254.836	65.601	93	320.530	1.492,22	244.894	45.752	-351	290.296	175,74	1.194,52	242.416	40.806	-461	282.761
5	2005	296,72	255.924	66.591	49.133	371.648	1.501,02	244.931	48.505	49.848	343.283	176,70	1.204,30	242.222	44.049	50.024	336.295
6	2005	293,91	253.488	19.953	64.038	337.479	1.498,96	244.342	15.500	70.568	330.410	175,09	1.205,05	242.111	14.414	72.161	328.686
7	2005	284,01	255.474	4.065	0	259.539	1.470,29	245.180	3.371	-302	248.248	175,42	1.186,27	242.715	3.205	-375	245.545
8	2005	285,93	264.256	18.176	0	282.432	1.536,27	250.077	12.372	-2.906	259.544	178,62	1.250,34	246.835	11.045	-3.570	254.310
9	2005	285,14	265.383	58.214	76	323.673	1.530,19	250.405	41.991	-3.003	289.394	176,14	1.245,05	246.975	38.276	-3.708	281.544
10	2005	291,27	264.296	63.565	73	327.934	1.544,64	249.984	45.307	-2.843	292.449	174,77	1.253,37	246.659	41.065	-3.520	284.203
11	2005	293,56	263.105	63.588	73	326.766	1.547,74	249.169	46.454	-2.987	292.636	174,50	1.254,18	245.907	42.443	-3.703	284.647
12	2005	288,68	264.332	62.664	49.685	376.681	1.541,19	249.718	45.240	46.871	341.830	174,25	1.252,51	246.350	41.224	46.223	333.797

## Félag flugmálastarfsmanna ríkisins

		<i>Karlar</i>						<i>Allir</i>						<i>Konur</i>				
MA	AR	STG	DL	YL	ÖL	HL	STG	DL	YL	ÖL	HL	Km.Dl.	STG	DL	YL	ÖL	HL	
1	2006	98,49	177.098	97.563	48.693	323.355	147,92	180.415	91.233	39.551	311.199	158,97	49,44	187.023	78.623	21.336	286.982	
2	2006	96,17	178.992	105.198	48.403	332.592	143,48	181.293	103.758	39.252	324.303	159,85	47,31	185.972	100.832	20.650	307.454	
3	2006	97,61	180.771	113.719	44.657	339.147	147,01	182.751	110.906	35.957	329.614	159,38	49,40	186.665	105.346	18.765	310.775	
4	2006	101,25	180.527	116.960	68.321	365.808	156,12	181.846	113.897	58.580	354.322	156,80	54,87	184.281	108.243	40.604	333.128	
5	2006	106,36	185.578	116.691	47.368	349.637	166,34	185.207	110.603	39.067	334.877	157,37	59,98	184.548	99.807	24.346	308.701	
6	2006	131,23	177.791	128.210	39.665	345.665	206,03	176.897	113.509	32.948	323.353	148,58	74,80	175.328	87.717	21.163	284.208	
7	2006	132,43	177.761	89.870	35.479	303.110	208,20	176.799	83.273	31.581	291.653	147,83	75,77	175.119	71.741	24.767	271.628	
8	2006	130,40	179.200	115.942	39.447	334.589	205,91	177.269	100.822	34.022	312.114	147,71	75,51	173.935	74.713	24.654	273.302	
9	2006	120,08	188.538	116.941	43.942	349.421	187,75	187.713	106.999	38.289	333.000	155,49	67,67	186.248	89.356	28.257	303.861	
10	2006	136,71	192.856	108.985	37.804	339.645	203,13	191.226	101.634	33.447	326.307	158,08	66,43	187.872	86.506	24.482	298.859	
11	2006	136,84	191.631	115.280	40.674	347.586	204,60	190.769	106.555	35.572	332.896	157,76	67,77	189.028	88.938	25.269	303.235	
12	2006	135,12	193.046	128.400	78.565	400.010	202,88	192.371	113.882	74.262	380.514	158,98	67,76	191.025	84.932	65.681	341.638	

## Félag starfsmanna stjórnarráðsins

		<i>Karlar</i>						<i>Allir</i>						<i>Konur</i>				
MA	AR	STG	DL	YL	ÖL	HL	STG	DL	YL	ÖL	HL	Km.Dl.	STG	DL	YL	ÖL	HL	
1	2006	63,94	209.603	106.980	3.749	320.332	284,07	208.069	53.089	983	262.141	162,01	220,13	207.623	37.435	179	245.237	
2	2006	67,33	208.606	106.858	3.643	319.107	285,83	207.884	61.602	1.021	270.507	161,96	218,50	207.661	47.656	213	255.530	
3	2006	69,19	207.861	107.846	3.481	319.188	288,19	208.239	59.468	1.166	268.873	160,48	219,00	208.358	44.184	435	252.977	
4	2006	70,55	206.524	116.373	24.002	346.899	287,64	207.571	62.335	23.526	293.432	158,15	217,09	207.912	44.774	23.371	276.057	
5	2006	77,24	221.994	97.810	3.155	322.960	303,12	223.932	50.919	1.034	275.885	168,13	225,88	224.595	34.885	308	259.788	
6	2006	84,24	220.341	101.405	2.858	324.604	320,46	220.448	51.787	969	273.205	163,62	236,22	220.487	34.092	296	254.874	
7	2006	84,59	224.054	106.520	2.846	333.421	319,58	221.652	52.372	964	274.988	163,77	234,99	220.787	32.881	286	253.954	
8	2006	88,41	228.432	99.513	2.776	330.722	321,25	222.847	47.456	943	271.246	164,08	232,84	220.726	27.691	247	248.664	
9	2006	86,47	232.612	106.236	2.784	341.632	303,25	228.328	56.245	973	285.545	167,13	216,78	226.619	36.306	250	263.175	
10	2006	77,41	238.356	116.233	3.110	357.698	296,82	229.561	58.098	1.038	288.696	167,69	219,41	226.457	37.588	306	264.352	
11	2006	76,19	238.101	118.909	3.160	360.170	297,34	229.877	60.306	1.043	291.227	167,98	221,15	227.044	40.117	314	267.475	
12	2006	78,32	239.952	119.858	40.706	400.516	299,16	230.566	62.339	41.169	334.074	168,38	220,84	227.237	41.940	41.333	310.510	

Landssamband lögreglumanna

MA	AR	<i>Karlar</i>					<i>Allir</i>					Km.Dl.	<i>Konur</i>				
		STG	DL	YL	ÖL	HL	STG	DL	YL	ÖL	HL		STG	DL	YL	ÖL	HL
1	2006	608,24	233.366	109.169	75.094	417.630	683,00	228.893	105.206	73.507	407.606	170,55	74,76	192.496	72.961	60.591	326.049
2	2006	610,94	233.933	106.822	67.295	408.051	685,29	229.617	103.298	66.019	398.933	171,19	74,36	194.152	74.340	55.530	324.022
3	2006	609,80	235.726	103.515	62.144	401.385	680,69	231.715	100.296	60.624	392.635	170,88	70,88	197.205	72.606	47.549	317.360
4	2006	609,28	234.562	109.651	91.865	436.078	679,42	230.693	107.022	90.812	428.528	168,20	70,14	197.085	84.190	81.664	362.939
5	2006	658,82	236.177	115.860	70.260	422.297	739,02	231.880	110.941	68.033	410.854	166,60	80,19	196.581	70.530	49.732	316.843
6	2006	699,01	233.522	111.943	65.037	410.501	790,05	228.536	107.924	63.734	400.194	162,31	91,04	190.249	77.071	53.733	321.053
7	2006	686,11	233.484	106.349	57.683	397.516	772,89	228.785	102.182	57.442	388.408	161,76	86,77	191.631	69.230	55.534	316.395
8	2006	677,58	235.911	127.563	57.648	421.123	762,07	231.220	123.207	57.028	411.455	162,92	84,50	193.598	88.270	52.056	333.925
9	2006	643,34	238.208	117.547	66.031	421.785	718,72	233.999	114.263	65.922	414.184	163,91	75,38	198.078	86.239	64.994	349.312
10	2006	634,29	240.473	113.077	68.614	422.164	708,96	235.824	110.021	67.277	413.121	164,85	74,67	196.329	84.058	55.919	336.306
11	2006	634,25	240.281	123.912	73.068	437.260	709,46	235.621	119.337	71.892	426.849	164,77	75,21	196.321	80.752	61.975	339.049
12	2006	622,40	244.688	126.173	121.665	492.526	695,69	239.912	121.742	120.323	481.977	167,66	73,29	199.357	84.110	108.934	392.400

Sjúkraliðafélag Íslands

MA	AR	<i>Karlar</i>					<i>Allir</i>					Km.Dl.	<i>Konur</i>				
		STG	DL	YL	ÖL	HL	STG	DL	YL	ÖL	HL		STG	DL	YL	ÖL	HL
1	2006	23,40	186.703	43.955	56.036	286.694	694,86	195.730	54.180	42.334	292.244	192,17	671,47	196.044	54.537	41.857	292.438
2	2006	24,09	188.104	36.603	51.489	276.196	787,53	194.739	46.893	42.662	284.294	191,32	763,44	194.948	47.218	42.383	284.549
3	2006	23,91	190.251	57.475	57.097	304.822	809,68	193.949	44.952	40.939	279.840	188,47	785,78	194.061	44.571	40.448	279.079
4	2006	25,49	182.224	75.455	86.218	343.897	726,32	192.431	85.215	61.107	338.753	184,88	700,83	192.802	85.570	60.193	338.566
5	2006	26,82	182.975	60.280	58.487	301.741	748,30	192.395	67.186	42.607	302.188	182,15	721,48	192.745	67.443	42.017	302.205
6	2006	24,96	187.453	40.772	44.002	272.226	806,78	190.064	52.431	36.266	278.761	177,88	781,82	190.148	52.803	36.019	278.970
7	2006	24,49	186.114	36.932	44.617	267.663	792,10	190.658	36.190	34.160	261.007	177,63	767,61	190.803	36.166	33.826	260.795
8	2006	25,81	183.103	35.289	46.716	265.107	778,83	186.318	46.131	36.113	268.561	172,99	753,02	186.428	46.502	35.749	268.679
9	2006	24,99	184.894	49.717	58.440	293.050	710,40	196.995	50.522	40.780	288.296	181,83	685,42	197.436	50.551	40.136	288.123
10	2006	24,55	202.583	63.437	70.332	336.351	740,05	205.015	51.783	49.023	305.821	188,84	715,50	205.098	51.383	48.292	304.774
11	2006	23,52	207.379	60.351	68.881	336.611	761,04	206.246	51.645	46.959	304.850	190,05	737,52	206.210	51.367	46.260	303.838
12	2006	21,84	207.075	60.718	119.816	387.609	761,80	206.266	64.793	88.502	359.561	189,94	739,97	206.242	64.913	87.578	358.733



## Starfsmannafélag ríkisútvarpsins

MA	AR	<i>Karlar</i>					<i>Allir</i>						<i>Konur</i>				
		STG	DL	YL	ÖL	HL	STG	DL	YL	ÖL	HL	Km.Dl.	STG	DL	YL	ÖL	HL
1	2006	46,07	199.355	118.027	9.963	327.345	103,75	185.778	97.986	6.984	290.748	147,09	57,68	174.935	81.980	4.606	261.520
2	2006	47,86	201.880	144.890	10.121	356.891	100,85	189.405	106.937	7.347	303.689	150,06	52,99	178.137	72.655	4.840	255.632
3	2006	48,27	198.083	123.732	9.656	331.472	99,64	189.602	96.047	7.192	292.841	148,58	51,37	181.632	70.032	4.877	256.541
4	2006	48,38	193.348	144.519	29.482	367.349	100,18	186.662	119.901	28.927	335.491	144,62	51,80	180.418	96.909	28.409	305.736
5	2006	47,49	205.948	123.263	9.376	338.587	101,41	196.733	97.794	6.742	301.269	150,20	53,92	188.617	75.362	4.422	268.400
6	2006	49,31	206.583	142.743	8.753	358.080	106,57	198.244	116.663	6.016	320.923	149,62	57,26	191.062	94.203	3.658	288.923
7	2006	49,91	208.104	123.337	7.143	338.583	108,66	198.313	102.557	5.156	306.025	149,00	58,75	189.995	84.903	3.468	278.366
8	2006	44,39	213.127	128.741	8.164	350.032	101,17	201.066	105.493	5.769	312.328	150,54	56,78	191.637	87.317	3.898	282.852
9	2006	43,98	219.180	154.227	11.438	384.845	95,58	208.167	118.929	8.234	335.330	154,94	51,60	198.780	88.840	5.502	293.121
10	2006	45,93	217.606	127.014	12.954	357.574	99,17	207.012	105.101	9.240	321.353	153,77	53,24	197.871	86.195	6.035	290.102
11	2006	44,75	211.147	149.098	14.399	374.644	96,92	205.086	116.969	9.408	331.463	152,40	52,17	199.886	89.407	5.127	294.419
12	2006	44,23	215.187	140.353	54.651	410.190	95,79	206.254	123.702	50.946	380.902	153,16	51,56	198.592	109.418	47.768	355.778

## Starfsmannafélag ríkisstofnana

MA	AR	<i>Karlar</i>					<i>Allir</i>						<i>Konur</i>				
		STG	DL	YL	ÖL	HL	STG	DL	YL	ÖL	HL	Km.Dl.	STG	DL	YL	ÖL	HL
1	2006	1.244,59	187.310	75.155	20.636	283.101	3.842,56	180.737	50.375	14.598	245.710	153,50	2.597,97	177.588	38.504	11.705	227.798
2	2006	1.224,05	188.603	74.691	20.853	284.147	3.808,05	181.494	47.308	14.618	243.420	154,24	2.584,00	178.126	34.336	11.664	224.127
3	2006	1.213,73	189.515	73.657	23.350	286.521	3.790,77	182.558	47.362	15.959	245.879	153,46	2.577,04	179.282	34.977	12.477	226.737
4	2006	1.212,81	189.065	82.225	48.378	319.667	3.818,49	181.828	55.276	40.312	277.415	151,12	2.605,68	178.460	42.732	36.557	257.749
5	2006	1.296,50	216.270	80.718	19.791	316.779	4.133,99	197.667	55.071	14.449	267.187	161,89	2.837,49	189.167	43.352	12.008	244.527
6	2006	1.462,12	195.466	71.486	18.006	284.959	4.690,08	188.319	48.954	14.019	251.292	152,46	3.227,96	185.082	38.747	12.212	236.042
7	2006	1.453,86	195.160	61.073	17.334	273.568	4.690,42	187.754	39.267	13.665	240.686	151,32	3.236,56	184.428	29.471	12.017	225.915
8	2006	1.388,65	198.591	68.798	18.675	286.063	4.407,30	191.330	44.361	13.996	249.687	153,67	3.018,65	187.990	33.119	11.844	232.954
9	2006	1.237,88	204.916	80.063	20.802	305.781	3.880,15	206.649	50.138	15.850	272.637	164,99	2.642,27	207.461	36.118	13.529	257.109
10	2006	1.254,34	205.625	76.878	24.565	307.068	3.876,56	197.880	48.579	17.724	264.184	157,67	2.622,22	194.175	35.042	14.452	243.670
11	2006	1.253,14	205.467	78.298	22.934	306.700	3.883,31	198.080	49.488	17.051	264.619	157,89	2.630,18	194.560	35.762	14.247	244.569
12	2006	1.253,10	205.691	80.838	66.662	353.191	3.869,77	198.448	50.952	60.167	309.567	158,08	2.616,67	194.979	36.639	57.057	288.676

Tollvarðafélag Íslands

MA	AR	<i>Karlar</i>					<i>Allir</i>					Km.Dl.	<i>Konur</i>				
		STG	DL	YL	ÖL	HL	STG	DL	YL	ÖL	HL		STG	DL	YL	ÖL	HL
1	2006	89,77	222.479	115.339	35.593	373.411	111,80	219.044	113.126	35.483	367.653	156,78	22,02	205.040	104.107	35.031	344.178
2	2006	94,83	216.227	109.059	36.556	361.842	116,86	213.076	108.323	37.266	358.665	152,61	22,03	199.515	105.155	40.321	344.992
3	2006	94,84	216.908	99.730	36.412	353.050	117,79	213.127	96.838	36.547	346.511	150,98	22,96	197.509	84.888	37.102	319.499
4	2006	95,25	217.003	115.242	57.656	389.901	119,29	212.749	110.166	58.237	381.151	149,01	24,04	195.893	90.052	60.538	346.482
5	2006	96,88	241.036	147.581	37.211	425.828	122,04	237.561	145.566	36.610	419.737	163,97	25,16	224.180	137.807	34.296	396.283
6	2006	110,60	232.215	111.493	37.305	381.014	143,49	227.236	108.286	37.504	373.027	155,04	32,89	210.493	97.503	38.175	346.171
7	2006	111,97	231.774	100.060	37.583	369.417	145,01	227.278	94.807	37.998	360.084	154,37	33,05	212.046	77.013	39.406	328.464
8	2006	111,17	232.707	107.868	35.861	376.437	143,10	228.194	102.641	38.005	368.841	154,46	31,94	212.484	84.447	45.469	342.400
9	2006	97,01	241.397	120.197	41.929	403.523	118,53	240.326	117.937	44.620	402.883	161,71	21,52	235.496	107.747	56.755	399.998
10	2006	95,00	242.954	116.978	42.554	402.486	116,52	241.634	116.723	43.657	402.014	162,26	21,52	235.809	115.599	48.525	399.932
11	2006	95,02	243.753	120.510	43.407	407.670	118,32	241.705	118.573	44.278	404.556	162,37	23,30	233.352	110.676	47.829	391.857
12	2006	94,20	243.436	109.651	89.646	442.733	117,70	241.338	106.974	90.684	438.997	162,02	23,50	232.929	96.242	94.846	424.017

BSRB félögin hjá ríkinu, alls

MA	AR	<i>Karlar</i>					<i>Allir</i>					Km.Dl.	<i>Konur</i>				
		STG	DL	YL	ÖL	HL	STG	DL	YL	ÖL	HL		STG	DL	YL	ÖL	HL
1	2006	2174,50	202.086	88.851	37.415	328.353	5.867,96	190.252	60.406	24.972	275.630	155,53	3.693,47	183.284	43.660	17.646	244.590
2	2006	2165,27	203.086	88.745	35.437	327.268	5.927,89	190.842	57.998	24.549	273.389	156,11	3.762,63	183.795	40.304	18.284	242.384
3	2006	2157,35	204.174	87.093	35.284	326.551	5.933,77	191.729	57.067	24.530	273.326	155,13	3.776,43	184.619	39.914	18.386	242.919
4	2006	2163,01	203.296	95.458	61.198	359.951	5.887,46	190.742	69.052	48.539	308.333	152,58	3.724,45	183.452	53.717	41.187	278.355
5	2006	2310,11	221.165	96.409	35.863	353.438	6.314,22	202.735	66.745	24.367	293.846	159,81	4.004,10	192.102	49.630	17.733	259.465
6	2006	2561,47	207.486	89.216	32.360	329.064	7.063,46	195.081	60.185	22.437	277.704	152,01	4.501,99	188.024	43.667	16.790	248.482
7	2006	2543,36	207.332	79.004	29.636	315.972	7.036,86	194.780	49.850	21.104	265.734	151,10	4.493,50	187.676	33.348	16.274	237.298
8	2006	2466,41	210.525	91.025	30.789	332.339	6.719,63	197.281	57.548	21.817	276.645	152,51	4.253,24	189.600	38.134	16.614	244.349
9	2006	2253,75	216.236	96.570	35.398	348.204	6.014,38	209.967	62.359	25.175	297.500	161,36	3.760,64	206.210	41.855	19.047	267.113
10	2006	2268,23	217.490	92.828	37.962	348.281	6.041,21	205.534	60.676	27.443	293.653	157,63	3.772,99	198.345	41.346	21.120	260.812
11	2006	2263,71	217.222	97.666	38.555	353.444	6.070,99	205.764	62.798	27.458	296.019	157,87	3.807,30	198.950	42.067	20.859	261.876
12	2006	2249,21	218.697	99.781	82.936	401.413	6.042,79	206.552	65.768	70.646	342.966	158,37	3.793,59	199.352	45.601	63.359	308.312

## Dýralæknafélag Íslands

MA	AR	<i>Karlar</i>					<i>Allir</i>					Km.Dl.	<i>Konur</i>					
		STG	DL	YL	ÖL	HL	STG	DL	YL	ÖL	HL		STG	DL	YL	ÖL	HL	
1	2006						23,00	320.469	59.665	3.957	384.091	189,85						
2	2006						22,00	317.957	71.703	27.021	416.681	188,47						
3	2006						24,50	313.949	58.016	11.045	383.009	184,08						
4	2006						24,50	316.185	54.826	32.951	403.962	183,29						
5	2006						24,41	344.647	60.506	8.107	413.261	196,88						
6	2006						25,37	348.948	73.514	11.772	434.235	197,05						
7	2006						26,03	352.724	63.114	8.924	424.762	198,28						
8	2006						25,75	353.965	48.078	22.958	425.002	198,29						
9	2006						27,33	343.587	69.264	13.859	426.711	191,35						
10	2006						28,09	344.485	74.660	18.905	438.051	191,45						
11	2006						26,89	349.672	59.611	24.271	433.554	194,41						
12	2006						29,03	358.164	65.310	72.930	496.403	199,00						

## Stéttarfélag bókasafns- og upplýsingafræðinga

MA	AR	<i>Karlar</i>					<i>Allir</i>					Km.Dl.	<i>Konur</i>					
		STG	DL	YL	ÖL	HL	STG	DL	YL	ÖL	HL		STG	DL	YL	ÖL	HL	
1	2006						89,77	268.630	29.285	267	298.182	171,96						
2	2006						90,28	268.346	31.913	266	300.525	171,89						
3	2006						88,56	269.597	31.017	6.314	306.927	170,81						
4	2006						87,57	268.633	33.874	23.545	326.052	168,28						
5	2006						87,69	295.502	29.897	86	325.485	182,41						
6	2006						85,52	295.087	34.023	88	329.198	180,06						
7	2006						84,44	297.668	24.551	178	322.397	180,82						
8	2006						82,83	297.547	20.496	79	318.123	180,12						
9	2006						83,46	298.537	30.817	180	329.534	179,66						
10	2006						83,11	299.064	26.852	0	325.916	179,61						
11	2006						84,13	297.487	26.952	0	324.439	178,73						
12	2006						82,05	298.241	34.398	43.462	376.101	179,07						

Félag fréttamanna

MA	AR	<i>Karlar</i>					<i>Allir</i>					Km.Dl.	<i>Konur</i>				
		STG	DL	YL	ÖL	HL	STG	DL	YL	ÖL	HL		STG	DL	YL	ÖL	HL
1	2006	43,69	240.398	130.524	26.408	397.330	62,89	238.822	125.696	23.851	388.369	152,92	19,20	235.235	114.712	18.032	367.979
2	2006	42,73	239.974	103.398	31.563	374.935	60,55	237.478	98.153	28.333	363.964	152,15	17,82	231.492	85.572	20.587	337.651
3	2006	42,53	240.136	104.831	27.592	372.558	60,93	236.508	103.146	24.562	364.216	149,88	18,40	228.124	99.252	17.559	344.935
4	2006	42,74	239.243	126.959	47.601	413.803	62,01	235.588	125.213	44.981	405.781	147,61	19,27	227.479	121.337	39.168	387.984
5	2006	44,77	253.792	144.698	25.870	424.360	66,43	248.452	142.735	23.208	414.394	153,40	21,66	237.417	138.678	17.704	393.798
6	2006	44,51	252.464	163.989	25.371	441.824	73,71	243.796	153.701	21.641	419.138	148,80	29,20	230.585	138.021	15.957	384.563
7	2006	43,43	254.682	108.469	24.188	387.339	71,09	245.287	105.962	21.356	372.605	149,04	27,66	230.536	102.026	16.909	349.472
8	2006	44,24	247.207	109.447	23.359	380.013	71,04	240.779	108.957	20.676	370.412	145,79	26,80	230.167	108.147	16.248	354.562
9	2006	41,69	248.779	105.435	26.891	381.105	63,10	246.443	102.841	25.719	375.003	148,34	21,40	241.894	97.787	23.436	363.117
10	2006	40,61	248.515	114.783	23.316	386.614	62,97	247.142	117.976	24.463	389.581	148,46	22,36	244.649	123.776	26.545	394.970
11	2006	39,03	253.380	106.919	27.282	387.581	63,22	251.472	109.850	26.236	387.558	151,12	24,19	248.393	114.578	24.549	387.520
12	2006	40,04	252.914	108.476	67.008	428.398	63,90	252.081	107.341	65.407	424.829	151,39	23,86	250.683	105.437	62.721	418.841

Félag háskólakennara

MA	AR	<i>Karlar</i>					<i>Allir</i>					Km.Dl.	<i>Konur</i>				
		STG	DL	YL	ÖL	HL	STG	DL	YL	ÖL	HL		STG	DL	YL	ÖL	HL
1	2006	245,55	300.837	60.954	757	362.548	496,37	290.628	53.658	584	344.870	143,68	250,82	280.633	46.515	414	327.563
2	2006	247,89	299.195	56.293	799	356.287	495,54	289.571	50.606	559	340.736	143,25	247,65	279.938	44.914	319	325.170
3	2006	246,33	300.965	58.765	812	360.543	496,38	290.210	49.778	567	340.555	142,00	250,06	279.614	40.925	326	320.865
4	2006	248,43	300.129	55.260	22.353	377.743	494,87	290.392	51.631	22.933	364.957	140,48	246,44	280.577	47.973	23.518	352.068
5	2006	252,76	318.348	53.248	808	372.404	507,59	308.349	48.838	666	357.854	147,00	254,84	298.432	44.465	525	343.422
6	2006	258,80	316.182	51.500	517	368.198	521,24	306.094	47.542	330	353.966	144,25	262,44	296.146	43.639	146	339.932
7	2006	260,97	316.063	46.632	469	363.163	519,10	307.993	43.307	297	351.597	144,49	258,13	299.833	39.946	124	339.904
8	2006	263,47	317.755	53.823	464	372.042	526,34	308.248	44.374	282	352.904	144,11	262,87	298.720	34.902	99	333.721
9	2006	256,67	323.651	53.359	741	377.751	518,32	312.565	52.023	473	365.062	145,27	261,65	301.690	50.713	210	352.614
10	2006	250,54	325.808	58.987	897	385.691	515,25	313.524	59.466	604	373.594	145,42	264,71	301.897	59.919	327	362.144
11	2006	251,65	326.500	66.703	933	394.136	513,02	314.777	62.010	605	377.393	146,05	261,38	303.491	57.492	290	361.273
12	2006	250,75	328.137	70.832	42.006	440.975	510,16	315.987	72.502	41.618	430.107	146,52	259,42	304.243	74.117	41.243	419.603

## Félag háskólakennara á Akureyri

		<i>Karlar</i>						<i>Allir</i>						<i>Konur</i>				
MA	AR	STG	DL	YL	ÖL	HL	STG	DL	YL	ÖL	HL	Km.Dl.	STG	DL	YL	ÖL	HL	
1	2006	62,01	290.517	71.757	102	362.376	121,69	283.056	60.959	52	344.067	188,52	59,68	275.303	49.739	0	325.043	
2	2006	60,02	292.049	68.621	105	360.775	119,01	283.253	60.830	53	344.136	188,76	58,99	274.304	52.903	0	327.207	
3	2006	59,45	292.543	76.827	107	369.476	118,42	283.421	70.774	53	354.248	186,82	58,98	274.227	64.673	0	338.899	
4	2006	63,22	291.530	77.092	22.315	390.937	121,18	283.847	68.826	23.229	375.901	184,99	57,97	275.467	59.810	24.227	359.504	
5	2006	63,44	308.636	79.342	109	388.086	123,69	299.930	74.585	56	374.570	192,62	60,25	290.762	69.576	0	360.339	
6	2006	65,36	307.762	87.412	106	395.279	128,71	298.205	80.453	54	378.712	189,31	63,35	288.346	73.274	0	361.619	
7	2006	67,34	306.321	97.563	102	403.986	131,72	297.117	88.317	52	385.486	187,78	64,38	287.489	78.645	0	366.134	
8	2006	62,01	302.246	157.150	111	459.507	125,52	293.522	131.809	55	425.386	184,86	63,50	285.002	107.064	0	392.066	
9	2006	61,06	298.998	63.047	113	362.158	127,14	291.747	49.738	54	341.539	182,66	66,08	285.047	37.440	0	322.488	
10	2006	58,50	298.248	64.137	118	362.503	125,05	290.388	48.698	55	339.141	181,44	66,55	283.478	35.124	0	318.603	
11	2006	56,31	299.682	65.531	122	365.336	124,09	290.579	51.761	56	342.395	181,63	67,78	283.017	40.322	0	323.339	
12	2006	53,90	301.367	101.130	47.795	450.291	120,53	291.876	65.199	43.501	400.577	182,32	66,63	284.199	36.133	40.027	360.360	

## Fél. háskólamenntaðra starfsmanna stjórnarráðs

		<i>Karlar</i>					<i>Allir</i>					<i>Konur</i>					
MA	AR	STG	DL	YL	ÖL	HL	STG	DL	YL	ÖL	HL	Km.Dl.	STG	DL	YL	ÖL	HL
1	2006	145,38	308.126	72.629	62	380.816	333,99	305.527	72.444	47	378.019	169,65	188,61	303.524	72.302	36	375.863
2	2006	142,66	307.805	77.415	0	385.221	327,61	305.830	72.341	0	378.171	169,93	184,95	304.306	68.427	0	372.734
3	2006	142,17	309.295	75.660	199	385.154	331,39	306.450	70.712	137	377.299	168,42	189,22	304.312	66.994	91	371.396
4	2006	139,88	309.927	84.124	23.237	417.288	331,67	306.691	77.587	23.260	407.537	166,64	191,79	304.330	72.819	23.276	400.425
5	2006	144,79	344.347	67.764	196	412.306	342,59	340.882	60.989	189	402.060	182,53	197,81	338.346	56.031	183	394.560
6	2006	146,48	345.019	68.981	257	414.258	345,67	340.416	62.982	189	403.586	180,18	199,19	337.030	58.570	138	395.739
7	2006	141,54	346.442	70.467	766	417.675	342,27	340.743	61.162	490	402.395	179,54	200,74	336.726	54.601	296	391.622
8	2006	143,56	345.827	70.616	344	416.787	339,25	341.428	60.546	248	402.223	179,28	195,69	338.201	53.159	179	391.539
9	2006	144,58	346.757	70.144	0	416.901	345,04	339.262	59.271	226	398.759	177,10	200,46	333.857	51.428	389	385.675
10	2006	144,65	347.352	75.762	2.528	425.643	344,72	338.136	63.178	1.143	402.457	176,15	200,07	331.474	54.079	142	385.695
11	2006	145,28	346.943	72.519	107	419.569	346,88	338.304	61.951	57	400.312	176,30	201,60	332.079	54.336	21	386.436
12	2006	147,96	346.227	73.273	40.632	460.132	351,66	337.892	64.063	40.845	442.801	175,97	203,70	331.838	57.374	41.000	430.212

Félag íslenskra fræða

MA	AR	<i>Karlar</i>					<i>Allir</i>					<i>Konur</i>					
		STG	DL	YL	ÖL	HL	STG	DL	YL	ÖL	HL	Km.Dl.	STG	DL	YL	ÖL	HL
1	2006	15,90	281.808	26.766	0	308.574	47,44	279.146	24.517	661	304.324	150,51	31,54	277.804	23.383	995	302.182
2	2006	15,23	283.461	28.383	0	311.844	47,57	279.506	17.608	848	297.962	150,80	32,34	277.643	12.534	1.248	291.425
3	2006	15,33	283.507	30.604	0	314.111	48,71	278.629	26.236	435	305.300	148,69	33,38	276.388	24.229	635	301.252
4	2006	15,00	283.336	30.129	24.700	338.164	48,09	278.748	16.841	24.628	320.217	147,07	33,09	276.668	10.818	24.595	312.081
5	2006	15,41	312.282	17.254	0	329.536	49,53	304.762	18.480	1.134	324.376	158,46	34,12	301.365	19.034	1.647	322.046
6	2006	17,41	301.541	29.226	0	330.766	55,45	295.054	22.780	551	318.384	151,65	38,04	292.086	19.830	803	312.719
7	2006	16,00	308.012	15.949	0	323.961	53,57	296.338	11.578	998	308.914	151,62	37,57	291.367	9.716	1.423	302.506
8	2006	17,00	307.236	20.894	0	328.130	54,29	299.145	19.110	236	318.490	152,53	37,29	295.456	18.296	344	314.096
9	2006	17,97	306.780	16.485	0	323.265	49,97	306.390	17.511	511	324.412	155,31	31,99	306.171	18.088	798	325.057
10	2006	16,95	306.829	18.103	0	324.932	47,29	309.652	13.157	698	323.508	156,64	30,34	311.230	10.394	1.088	322.712
11	2006	18,18	306.608	19.577	0	326.185	46,83	310.620	19.241	247	330.108	157,19	28,65	313.166	19.028	403	332.597
12	2006	18,53	305.460	32.636	34.999	373.095	46,15	311.050	26.456	44.403	381.910	157,30	27,63	314.800	22.311	50.711	387.822

Félag íslenskra hjúkrunarfræðinga

MA	AR	<i>Karlar</i>					<i>Allir</i>					<i>Konur</i>					
		STG	DL	YL	ÖL	HL	STG	DL	YL	ÖL	HL	Km.Dl.	STG	DL	YL	ÖL	HL
1	2006	28,19	260.149	127.433	69.451	457.033	1.264,93	261.016	77.993	42.351	381.360	167,05	1.236,74	261.036	76.867	41.733	379.636
2	2006	28,44	261.756	114.467	54.726	430.949	1.303,96	261.014	74.544	40.424	375.982	167,15	1.275,52	260.998	73.654	40.105	374.757
3	2006	28,48	266.458	116.538	54.935	437.931	1.316,86	262.021	80.435	41.851	384.307	165,98	1.288,38	261.923	79.637	41.561	383.121
4	2006	30,73	257.173	132.931	82.398	472.503	1.328,00	262.740	109.302	64.910	436.951	164,55	1.297,27	262.871	108.743	64.495	436.109
5	2006	31,42	272.011	130.487	54.530	457.028	1.321,88	280.029	98.025	46.713	424.767	172,82	1.290,46	280.225	97.235	46.522	423.982
6	2006	36,76	267.212	109.759	56.306	433.277	1.401,67	273.862	91.082	45.813	410.756	167,07	1.364,91	274.041	90.579	45.530	410.150
7	2006	36,20	270.972	133.346	59.723	464.041	1.387,73	278.527	82.605	42.001	403.132	169,16	1.351,53	278.729	81.246	41.526	401.501
8	2006	38,49	270.460	123.671	65.098	459.230	1.320,56	288.380	90.662	45.465	424.507	174,53	1.282,07	288.918	89.671	44.876	423.465
9	2006	34,47	272.404	115.591	55.306	443.300	1.321,15	287.792	90.349	42.930	421.072	173,15	1.286,67	288.205	89.673	42.598	420.476
10	2006	33,69	271.990	111.747	64.848	448.585	1.340,85	285.517	86.597	46.646	418.760	171,43	1.307,16	285.866	85.948	46.176	417.991
11	2006	32,35	280.834	123.755	61.782	466.371	1.353,64	287.763	89.790	45.833	423.385	172,85	1.321,29	287.932	88.958	45.442	422.333
12	2006	33,66	273.081	135.911	110.938	519.930	1.364,14	284.411	99.828	89.307	473.547	170,72	1.330,48	284.698	98.916	88.760	472.373

## Félag íslenskra náttúrufræðinga

MA	AR	<i>Karlar</i>					<i>Allir</i>					Km.Dl.	<i>Konur</i>				
		STG	DL	YL	ÖL	HL	STG	DL	YL	ÖL	HL		STG	DL	YL	ÖL	HL
1	2006	345,45	306.218	41.856	9.099	357.173	593,34	294.626	36.481	8.396	339.503	170,75	247,90	278.472	28.990	7.417	314.878
2	2006	348,39	303.157	49.205	16.045	368.407	599,12	292.346	40.695	12.437	345.477	169,53	250,73	277.324	28.869	7.422	313.615
3	2006	356,78	302.602	45.305	47.012	394.919	609,10	292.459	40.761	35.267	368.487	167,76	252,32	278.117	34.335	18.660	331.111
4	2006	354,27	304.142	56.118	41.424	401.684	611,58	293.416	46.156	37.058	376.630	166,40	257,31	278.649	32.440	31.047	342.136
5	2006	353,56	320.779	55.367	11.878	388.024	617,38	308.395	46.275	10.059	364.728	172,35	263,81	291.798	34.088	7.620	333.506
6	2006	366,68	316.677	66.640	15.957	399.274	640,26	305.426	54.417	13.915	373.757	168,73	273,58	290.345	38.034	11.178	339.558
7	2006	364,15	315.823	39.968	19.706	375.497	639,75	304.437	37.592	15.102	357.131	167,43	275,61	289.394	34.453	9.018	332.865
8	2006	369,08	314.121	55.926	27.559	397.606	639,14	304.736	47.138	21.250	373.124	167,01	270,06	291.910	35.127	12.627	339.664
9	2006	356,23	316.765	54.360	6.938	378.063	617,63	308.004	46.660	6.286	360.950	167,81	261,41	296.065	36.168	5.396	337.629
10	2006	353,98	315.773	53.403	26.103	395.279	615,29	307.785	44.180	18.522	370.488	167,35	261,32	296.965	31.687	8.252	336.905
11	2006	347,30	318.867	56.096	12.069	387.031	607,52	309.350	46.826	8.957	365.134	168,26	260,22	296.649	34.454	4.805	335.908
12	2006	344,63	319.529	78.992	60.690	459.211	603,49	309.116	66.536	57.495	433.147	168,03	258,86	295.252	49.952	53.242	398.447

## Stéttarfélag sjúkráþjalfa

MA	AR	<i>Karlar</i>					<i>Allir</i>					Km.Dl.	<i>Konur</i>				
		STG	DL	YL	ÖL	HL	STG	DL	YL	ÖL	HL		STG	DL	YL	ÖL	HL
1	2006						54,19	282.716	35.367	2.605	320.688	154,96					
2	2006						58,20	282.584	38.792	3.067	324.444	154,98					
3	2006						59,60	281.825	44.056	3.476	329.357	152,89					
4	2006						62,56	280.782	42.894	25.312	348.988	150,60					
5	2006						62,46	289.385	40.536	4.064	333.985	152,95					
6	2006						64,75	287.947	33.043	3.449	324.439	150,44					
7	2006						63,95	292.410	32.413	3.735	328.558	152,09					
8	2006						63,40	289.527	28.754	4.017	322.298	150,07					
9	2006						63,06	291.287	36.296	3.789	331.372	150,09					
10	2006						66,44	292.447	43.256	3.006	338.709	150,38					
11	2006						69,80	289.195	40.566	4.625	334.386	148,77					
12	2006						70,85	288.295	40.520	42.598	371.413	148,21					





## Kennarafélag KHÍ

		<i>Karlar</i>						<i>Allir</i>						<i>Konur</i>				
MA	AR	STG	DL	YL	ÖL	HL	STG	DL	YL	ÖL	HL	Km.Dl.	STG	DL	YL	ÖL	HL	
1	2006	48,68	296.458	96.292	0	392.749	140,12	284.875	72.425	0	357.300	156,21	91,43	278.708	59.717	0	338.425	
2	2006	48,14	294.656	92.986	0	387.641	142,01	284.012	71.063	0	355.076	155,84	93,87	278.554	59.820	0	338.374	
3	2006	48,09	294.490	94.199	0	388.689	141,79	283.520	71.099	0	354.620	153,87	93,70	277.891	59.245	0	337.136	
4	2006	47,92	294.696	117.005	22.341	434.042	140,95	283.336	88.751	21.525	393.612	152,04	93,03	277.486	74.199	21.104	372.789	
5	2006	48,92	321.880	99.888	0	421.768	143,43	310.002	72.350	0	382.352	163,92	94,51	303.855	58.097	0	361.952	
6	2006	50,06	320.920	121.925	0	442.845	143,69	310.702	103.263	0	413.965	162,40	93,63	305.239	93.285	0	398.524	
7	2006	50,19	318.391	140.226	0	458.617	140,85	310.782	114.307	0	425.089	161,72	90,67	306.570	99.961	0	406.532	
8	2006	48,81	321.685	236.368	0	558.053	142,57	312.683	187.704	0	500.387	162,14	93,76	307.997	162.373	0	470.370	
9	2006	47,68	333.548	79.655	0	413.203	143,62	317.246	61.568	0	378.813	163,54	95,94	309.144	52.579	0	361.723	
10	2006	46,94	333.122	60.274	0	393.396	144,09	316.327	51.682	0	368.009	162,73	97,15	308.212	47.530	0	355.741	
11	2006	46,99	333.548	61.334	949	395.831	143,46	316.580	52.363	311	369.253	162,93	96,48	308.316	47.993	0	356.309	
12	2006	48,66	326.530	80.680	41.704	448.914	146,57	314.123	58.109	40.019	412.251	161,56	97,91	307.956	46.892	39.182	394.030	

## Kjarafélag viðskipta- og hagfræðinga

		<i>Karlar</i>						<i>Allir</i>						<i>Konur</i>				
MA	AR	STG	DL	YL	ÖL	HL	STG	DL	YL	ÖL	HL	Km.Dl.	STG	DL	YL	ÖL	HL	
1	2006	181,12	302.372	100.945	992	404.310	326,60	297.767	98.646	791	397.204	158,62	145,48	292.033	95.784	541	388.358	
2	2006	184,47	304.366	110.253	1.141	415.759	329,86	300.288	105.176	750	406.214	160,07	145,39	295.113	98.735	254	394.102	
3	2006	186,89	304.042	109.565	1.163	414.771	329,69	299.973	107.308	772	408.053	158,16	142,80	294.649	104.353	259	399.261	
4	2006	185,57	305.010	107.936	26.215	439.161	329,25	300.521	102.507	25.531	428.559	156,66	143,68	294.723	95.496	24.647	414.866	
5	2006	192,11	345.453	91.611	851	437.915	330,25	339.465	91.795	586	431.846	174,38	138,15	331.138	92.051	217	423.406	
6	2006	195,91	344.111	93.625	530	438.266	336,99	337.574	89.488	499	427.561	171,42	141,08	328.497	83.745	454	412.696	
7	2006	199,39	344.942	86.142	521	431.606	343,11	336.980	81.900	422	419.301	170,35	143,72	325.934	76.014	284	402.232	
8	2006	194,94	347.639	87.959	558	436.155	333,40	339.552	85.376	601	425.528	171,05	138,46	328.165	81.739	661	410.565	
9	2006	199,89	348.573	87.695	721	436.988	342,16	339.358	84.411	1.282	425.051	169,95	142,27	326.411	79.797	2.071	408.279	
10	2006	203,04	347.739	92.912	860	441.510	348,04	338.932	88.774	1.287	428.993	169,39	145,00	326.601	82.980	1.886	411.466	
11	2006	202,46	348.399	96.681	849	445.929	351,88	338.905	88.597	1.601	429.103	169,44	149,42	326.042	77.644	2.621	406.306	
12	2006	203,85	349.147	93.164	49.452	491.763	349,04	341.243	87.895	47.542	476.680	170,50	145,19	330.145	80.498	44.861	455.504	

Leikarafélag Íslands

Gekk í BHM í maí 2004. Kaupmáttur miðast við meðaltal ársins 1997 = 100,00

MA	AR	<i>Karlar</i>					<i>Allir</i>					Km.Dl.	<i>Konur</i>				
		STG	DL	YL	ÖL	HL	STG	DL	YL	ÖL	HL		STG	DL	YL	ÖL	HL
1	2006	19,21	195.859	15.592	51.562	263.013	46,62	193.397	10.448	56.478	260.323	103,82	27,41	191.672	6.842	59.924	258.438
2	2006	18,25	195.196	8.610	58.061	261.867	46,35	192.161	8.538	73.413	274.112	103,22	28,09	190.189	8.492	83.387	282.068
3	2006	18,25	193.605	17.870	93.547	305.023	43,19	193.149	25.470	92.919	311.538	102,62	24,94	192.815	31.032	92.460	316.307
4	2006	16,36	194.024	5.929	74.139	274.092	37,04	196.607	5.198	111.745	313.550	103,28	20,68	198.651	4.619	141.500	344.770
5	2006	15,30	198.371	0	36.146	234.517	34,92	199.929	930	40.592	241.451	103,50	19,62	201.144	1.655	44.060	246.859
6	2006	16,24	198.216	2.264	0	200.480	33,79	202.421	2.836	1.060	206.316	103,58	17,55	206.311	3.366	2.040	211.717
7	2006	11,00	213.368	0	5.219	218.587	24,26	218.437	1.338	2.579	222.354	111,28	13,26	222.643	2.449	388	225.480
8	2006	13,25	203.340	0	0	203.340	26,97	210.518	1.204	0	211.722	106,87	13,72	217.448	2.366	0	219.814
9	2006	16,41	248.928	7.371	25.014	281.313	34,67	243.606	5.380	24.491	273.477	122,94	18,26	238.821	3.590	24.020	266.432
10	2006	15,79	249.345	6.257	37.524	293.126	33,67	243.878	19.233	38.901	302.011	122,83	17,89	239.053	30.685	40.116	309.854
11	2006	20,02	233.132	28.722	24.293	286.146	39,76	234.379	24.873	27.769	287.021	118,09	19,75	235.643	20.972	31.292	287.907
12	2006	18,97	234.380	20.186	52.253	306.818	38,97	234.955	18.702	60.230	313.887	118,30	20,00	235.500	17.295	67.798	320.593

Ljósmeðrafélag Íslands

Kaupmáttur miðast við 01/2000 = 100,00

MA	AR	<i>Karlar</i>					<i>Allir</i>					Km.Dl.	<i>Konur</i>				
		STG	DL	YL	ÖL	HL	STG	DL	YL	ÖL	HL		STG	DL	YL	ÖL	HL
1	2006						103,74	257.505	49.347	46.959	353.811	118,72	103,74	257.505	49.347	46.959	353.811
2	2006						108,59	260.372	50.370	46.864	357.607	120,12	108,59	260.372	50.370	46.864	357.607
3	2006						105,89	265.888	51.007	52.169	369.063	121,33	105,89	265.888	51.007	52.169	369.063
4	2006						106,13	264.864	109.392	77.607	451.863	119,50	106,13	264.864	109.392	77.607	451.863
5	2006						111,78	272.008	79.519	58.451	409.977	120,93	111,78	272.008	79.519	58.451	409.977
6	2006						126,17	265.555	71.314	48.109	384.977	116,71	126,17	265.555	71.314	48.109	384.977
7	2006						121,59	276.797	56.880	50.883	384.559	121,10	121,59	276.797	56.880	50.883	384.559
8	2006						115,66	286.210	72.033	53.286	411.529	124,79	115,66	286.210	72.033	53.286	411.529
9	2006						115,94	288.797	55.185	56.226	400.208	125,17	115,94	288.797	55.185	56.226	400.208
10	2006						116,51	287.449	52.572	58.458	398.479	124,33	116,51	287.449	52.572	58.458	398.479
11	2006						117,52	285.717	62.138	60.558	408.413	123,63	117,52	285.717	62.138	60.558	408.413
12	2006						117,93	283.941	76.382	97.124	457.448	122,78	117,93	283.941	76.382	97.124	457.448

## Stéttarfélag háskólanna á matvæla- og næringarviði

		<b>Karlar</b>					<b>Allir</b>						<b>Konur</b>				
MA	AR	STG	DL	YL	ÖL	HL	STG	DL	YL	ÖL	HL	Km.Dl.	STG	DL	YL	ÖL	HL
1	2006	17,68	301.062	56.525	1.714	359.301	55,22	293.819	32.932	2.654	329.405	195,55	37,54	290.409	21.824	3.096	315.329
2	2006	16,77	301.756	37.316	1.807	340.879	53,14	292.267	27.364	2.826	322.458	194,64	36,38	287.893	22.776	3.296	313.965
3	2006	16,00	300.174	40.643	1.894	342.710	52,91	293.583	27.659	2.461	323.702	193,39	36,91	290.726	22.031	2.706	315.464
4	2006	15,40	301.444	33.564	27.513	362.522	51,91	294.378	37.284	26.117	357.780	191,72	36,51	291.397	38.854	25.529	355.780
5	2006	15,60	327.640	23.054	192	350.886	51,69	318.492	14.216	1.231	333.939	204,40	36,09	314.537	10.395	1.680	326.613
6	2006	16,00	334.115	38.186	188	372.488	52,95	318.444	23.180	1.001	342.625	202,03	36,95	311.658	16.682	1.353	329.693
7	2006	16,23	327.415	26.907	185	354.507	54,14	317.237	15.083	595	332.915	200,36	37,91	312.880	10.020	771	323.671
8	2006	18,18	328.651	26.025	165	354.841	56,09	318.785	21.013	575	340.373	200,64	37,90	314.052	18.609	771	333.432
9	2006	19,96	315.226	54.988	150	370.365	57,61	316.492	30.464	560	347.516	198,02	37,65	317.163	17.464	777	335.404
10	2006	20,20	314.603	41.142	148	355.894	57,34	316.744	24.496	311	341.551	197,77	37,14	317.909	15.439	400	333.748
11	2006	19,20	322.030	41.185	156	363.371	55,75	319.539	24.411	54	344.004	199,60	36,55	318.230	15.599	0	333.828
12	2006	19,16	319.834	53.265	46.340	419.439	54,71	316.775	31.073	49.061	396.909	197,74	35,55	315.127	19.112	50.528	384.767

## Félag lífeindafræðinga Kaupmáttur miðast við 04/1989 = 100,00

		<b>Karlar</b>					<b>Allir</b>						<b>Konur</b>				
MA	AR	STG	DL	YL	ÖL	HL	STG	DL	YL	ÖL	HL	Km.Dl.	STG	DL	YL	ÖL	HL
1	2006						162,33	236.343	116.607	23.678	376.628	167,05					
2	2006						164,36	238.402	116.862	24.724	379.989	168,61					
3	2006						164,11	241.284	116.878	25.101	383.263	168,79					
4	2006						168,65	237.934	128.560	51.560	418.054	164,56					
5	2006						170,70	250.787	131.355	29.444	411.586	170,93					
6	2006						171,48	251.025	124.211	27.970	403.207	169,12					
7	2006						172,95	251.357	116.439	25.004	392.800	168,59					
8	2006						170,61	249.137	119.946	27.572	396.655	166,52					
9	2006						170,69	249.084	119.701	23.663	392.448	165,50					
10	2006						169,85	249.714	130.267	25.851	405.832	165,58					
11	2006						168,93	250.603	120.651	26.965	398.219	166,24					
12	2006						167,92	252.485	127.565	72.990	453.041	167,38					

## Félag Íslenskra geislafræðinga Kaupmáttur miðast við 01/1992 = 100,00

MA	AR	<i>Karlar</i>					<i>Allir</i>					Km.Dl.	<i>Konur</i>	DL	YL	ÖL	HL
		STG	DL	YL	ÖL	HL	STG	DL	YL	ÖL	HL						
1	2006						48,90	239.663	114.078	36.717	390.458	199,36					
2	2006						51,67	239.658	120.937	35.752	396.347	199,47					
3	2006						52,97	240.646	127.068	47.247	414.962	198,12					
4	2006						53,31	242.139	141.352	77.881	461.372	197,09					
5	2006						57,89	260.616	132.363	50.768	443.747	209,04					
6	2006						61,43	254.697	119.128	56.967	430.793	201,95					
7	2006						61,15	255.321	113.219	51.244	419.783	201,53					
8	2006						61,65	251.653	118.852	54.219	424.723	197,95					
9	2006						61,37	253.834	109.467	53.608	416.910	198,49					
10	2006						63,21	262.483	119.704	59.273	441.460	204,84					
11	2006						63,67	260.359	113.837	54.573	428.769	203,26					
12	2006						65,93	252.612	111.623	92.336	456.572	197,08					

## Stéttarfélag sálfræðinga á Íslandi

MA	AR	<i>Karlar</i>					<i>Allir</i>					Km.Dl.	<i>Konur</i>	DL	YL	ÖL	HL
		STG	DL	YL	ÖL	HL	STG	DL	YL	ÖL	HL						
1	2006	22,00	336.958	26.521	0	363.479	65,14	313.500	23.064	0	336.564	172,43	43,14	301.538	21.301	0	322.839
2	2006	21,74	335.347	26.047	0	361.394	65,73	313.574	29.012	0	342.585	172,58	44,00	302.815	30.477	0	333.292
3	2006	21,86	335.821	27.135	0	362.956	66,93	315.096	25.613	0	340.709	171,53	45,08	305.046	24.875	0	329.922
4	2006	21,66	336.743	33.460	22.666	392.869	65,56	316.171	30.925	22.686	369.783	170,17	43,90	306.021	29.675	22.696	358.392
5	2006	21,15	338.186	30.920	0	369.106	66,08	320.458	24.599	42	345.100	169,97	44,92	312.111	21.623	62	333.796
6	2006	22,80	333.292	30.930	0	364.222	68,59	321.357	23.737	0	345.094	168,48	45,79	315.414	20.156	0	335.570
7	2006	21,31	330.940	29.139	0	360.079	74,76	285.541	17.497	0	303.038	149,03	53,46	267.444	12.857	0	280.301
8	2006	22,74	330.687	30.099	0	360.785	74,28	282.128	19.682	0	301.810	146,74	51,54	260.705	15.087	0	275.793
9	2006	23,09	329.649	28.596	0	358.245	69,77	316.667	24.820	0	341.487	163,74	46,69	310.247	22.953	0	333.200
10	2006	22,90	329.459	30.879	0	360.338	69,99	316.682	25.603	0	342.285	163,41	47,09	310.468	23.037	0	333.505
11	2006	24,10	326.543	33.367	0	359.910	71,66	315.446	27.991	0	343.438	162,84	47,56	309.823	25.267	0	335.091
12	2006	24,27	327.026	27.564	37.434	392.024	71,58	316.858	21.020	39.698	377.576	163,46	47,31	311.643	17.663	40.860	370.165

## Stéttarfélag íslenskra félagsráðgjafa

		<b>Karlar</b>						<b>Allir</b>						<b>Konur</b>				
MA	AR	STG	DL	YL	ÖL	HL	STG	DL	YL	ÖL	HL	Km.Dl.	STG	DL	YL	ÖL	HL	
1	2006						60,66	282.827	11.337	0	294.165	180,87						
2	2006						61,23	285.332	10.743	0	296.076	182,59						
3	2006						60,37	286.942	16.122	0	303.064	181,62						
4	2006						59,24	283.994	12.709	23.689	320.392	177,72						
5	2006						62,72	295.991	9.773	0	305.765	182,53						
6	2006						66,04	294.707	16.685	0	311.392	179,65						
7	2006						63,55	296.843	10.128	0	306.971	180,14						
8	2006						65,53	298.105	11.420	0	309.525	180,28						
9	2006						67,24	295.729	10.118	98	305.945	177,79						
10	2006						69,23	293.838	10.663	596	305.097	176,29						
11	2006						68,49	293.525	12.352	347	306.224	176,17						
12	2006						66,47	298.158	9.766	39.481	347.405	178,84						

## Stéttarfélag lögfræðinga

		<b>Karlar</b>						<b>Allir</b>						<b>Konur</b>				
MA	AR	STG	DL	YL	ÖL	HL	STG	DL	YL	ÖL	HL	Km.Dl.	STG	DL	YL	ÖL	HL	
1	2006	98,60	296.358	102.902	24.519	423.780	231,47	292.374	92.745	19.014	404.132	162,11	132,87	289.417	85.207	14.928	389.552	
2	2006	99,00	296.402	112.921	19.572	428.896	230,09	292.823	99.279	14.536	406.638	162,46	131,09	290.119	88.977	10.733	389.829	
3	2006	102,11	298.417	111.710	19.104	429.231	234,51	292.338	100.447	14.731	407.516	160,43	132,40	287.650	91.759	11.359	390.768	
4	2006	100,88	297.874	114.306	45.304	457.484	232,74	292.236	101.859	40.259	434.354	158,56	131,86	287.923	92.336	36.399	416.658	
5	2006	104,65	342.178	99.000	20.623	461.801	229,09	344.887	89.199	15.746	449.832	184,40	124,44	347.165	80.957	11.643	439.765	
6	2006	106,42	341.872	108.052	17.946	467.871	238,04	343.375	93.926	14.053	451.354	181,48	131,62	344.590	82.503	10.905	437.998	
7	2006	104,67	341.600	86.767	17.870	446.238	235,86	342.906	73.582	12.545	429.033	180,42	131,19	343.948	63.062	8.296	415.306	
8	2006	104,44	342.366	90.679	16.518	449.563	236,73	341.452	75.064	10.188	426.704	179,03	132,29	340.731	62.736	5.191	408.658	
9	2006	104,60	346.512	93.967	15.070	455.548	238,59	344.637	74.415	10.832	429.883	179,64	133,99	343.173	59.151	7.524	409.848	
10	2006	104,45	346.605	101.542	15.805	463.952	237,70	346.155	81.479	11.398	439.033	180,06	133,25	345.802	65.753	7.944	419.499	
11	2006	106,71	345.561	92.132	17.647	455.341	237,98	345.005	80.649	14.522	440.175	179,53	131,27	344.553	71.313	11.981	427.847	
12	2006	109,16	349.782	96.112	71.656	517.550	239,77	347.450	79.285	61.232	487.966	180,69	130,61	345.500	65.221	52.519	463.240	

## Útgarður, félag háskólamanna

MA	AR	<i>Karlar</i>					<i>Allir</i>						<i>Konur</i>				
		STG	DL	YL	ÖL	HL	STG	DL	YL	ÖL	HL	Km.Dl.	STG	DL	YL	ÖL	HL
1	2006	150,11	265.246	85.746	7.337	358.329	354,05	261.701	62.486	5.264	329.451	159,17	203,94	259.093	45.365	3.738	308.196
2	2006	153,60	265.974	88.841	8.270	363.085	359,03	261.522	64.082	5.017	330.621	159,16	205,43	258.193	45.570	2.584	306.347
3	2006	156,67	266.627	93.951	11.879	372.456	361,73	262.362	67.718	7.362	337.442	157,94	205,07	259.104	47.677	3.911	310.692
4	2006	156,32	266.658	89.048	33.839	389.545	365,74	262.826	67.294	28.854	358.974	156,43	209,42	259.966	51.055	25.134	336.154
5	2006	156,39	299.829	85.467	9.160	394.456	374,85	293.116	57.148	5.564	355.829	171,91	218,46	288.310	36.876	2.990	328.177
6	2006	161,28	297.540	85.045	11.210	393.795	386,15	291.857	58.641	6.346	356.843	169,21	224,87	287.780	39.703	2.858	330.342
7	2006	164,63	298.522	76.137	7.442	382.101	391,75	291.621	50.280	4.846	346.748	168,31	227,13	286.619	31.539	2.965	321.122
8	2006	164,85	298.489	70.342	7.407	376.238	393,25	290.813	48.099	4.581	343.493	167,26	228,41	285.274	32.046	2.541	319.860
9	2006	164,05	300.445	74.845	8.365	383.655	396,31	291.371	51.899	5.318	348.589	166,60	232,26	284.963	35.692	3.166	323.820
10	2006	164,98	301.248	79.718	9.055	390.020	395,93	293.032	54.223	5.805	353.061	167,21	230,96	287.164	36.012	3.484	326.661
11	2006	170,33	300.737	86.617	9.521	396.875	408,61	293.925	58.529	6.323	358.778	167,78	238,29	289.056	38.453	4.037	331.546
12	2006	168,82	302.566	75.293	48.365	426.224	404,00	295.364	52.503	45.353	393.221	168,49	235,19	290.195	36.144	43.192	369.531

## Proskapjálfafélag Íslands

Kaupmáttur miðast við 07-12/1997 = 100,00

MA	AR	<i>Karlar</i>					<i>Allir</i>						<i>Konur</i>				
		STG	DL	YL	ÖL	HL	STG	DL	YL	ÖL	HL	Km.Dl.	STG	DL	YL	ÖL	HL
1	2006						144,81	237.673	63.638	19.691	321.002	144,56					
2	2006						145,18	239.211	49.322	22.136	310.669	145,58					
3	2006						149,66	238.168	50.008	20.761	308.937	143,37					
4	2006						149,27	238.026	68.709	43.387	350.122	141,67					
5	2006						145,31	284.721	76.469	22.693	383.883	166,99					
6	2006						151,54	285.191	67.572	19.118	371.880	165,34					
7	2006						157,62	277.829	43.420	18.774	340.024	160,35					
8	2006						157,40	278.487	51.114	21.277	350.878	160,17					
9	2006						152,75	283.431	50.295	24.421	358.146	162,06					
10	2006						149,80	284.735	46.883	28.980	360.598	162,47					
11	2006						150,39	289.088	43.049	26.778	358.915	165,02					
12	2006						147,53	286.936	39.445	67.870	394.251	163,68					

BHM, ríkisstarfsmenn árið 2006

BHM félagin hjá ríkinu, alls

		<b>Karlar</b>				<b>Allir</b>				<b>Konur</b>						
MA	AR	STG	DL	YL	ÖL	HL	STG	DL	YL	ÖL	HL	STG	DL	YL	ÖL	HL
1	2006	1.493,54	294.255	70.989	7.795	373.039	4.942,47	276.310	66.030	16.890	359.229	3.448,93	268.539	63.882	20.828	353.249
2	2006	1.499,28	293.515	72.993	9.112	375.620	4.999,68	276.029	65.573	17.239	358.841	3.500,41	268.540	62.395	20.719	351.654
3	2006	1.514,18	294.188	73.242	17.155	384.585	5.037,84	276.697	68.070	20.897	365.664	3.523,71	269.181	65.847	22.505	357.533
4	2006	1.511,06	294.217	77.343	32.990	404.550	5.055,72	276.960	79.689	41.381	398.030	3.544,68	269.604	80.689	44.958	395.251
5	2006	1.536,57	320.401	71.265	7.946	399.611	5.108,97	299.956	72.299	18.726	390.981	3.572,43	291.162	72.744	23.363	387.269
6	2006	1.581,85	318.167	76.443	8.588	403.199	5.302,98	296.825	72.410	18.653	387.887	3.721,13	287.752	70.695	22.931	381.378
7	2006	1.575,72	318.753	65.599	9.316	393.668	5.291,62	298.084	63.366	17.425	378.875	3.715,95	289.319	62.420	20.864	372.603
8	2006	1.586,26	318.203	75.044	11.370	404.618	5.214,49	300.861	70.209	18.851	389.920	3.628,23	293.279	68.095	22.121	383.494
9	2006	1.567,01	321.285	66.740	6.358	394.382	5.195,05	302.787	65.561	16.747	385.096	3.628,03	294.798	65.052	21.234	381.085
10	2006	1.558,58	321.657	69.556	11.431	402.644	5.214,51	302.499	66.641	19.802	388.943	3.655,97	294.332	65.398	23.371	383.101
11	2006	1.561,50	322.594	71.985	8.203	402.782	5.243,79	303.394	67.894	18.613	389.901	3.682,31	295.252	66.159	23.027	384.439
12	2006	1.567,42	323.344	79.176	52.738	455.259	5.241,73	302.999	74.649	61.761	439.410	3.674,35	294.320	72.718	65.610	432.648

### 3.8 Kennarasamband Íslands, ríkisstarfsmenn árið 2006

#### Kennarasamband Íslands, ríkisstarfsmenn

MA	AR	<b>Karlar</b>					<b>Konur</b>							
		STG	DL	YL	ÖL	HL	STG	DL	YL	ÖL	HL			
1	2006	668,48	270.949	117.425	182	388.556	1.370,58	269.030	91.335	178	360.542	172,92	173	333.870
2	2006	661,90	272.736	136.843	114	409.693	1.355,48	270.977	107.435	134	378.546	174,28	153	348.822
3	2006	657,41	272.643	144.615	1.250	418.508	1.346,71	271.354	114.018	1.176	386.548	172,63	1.104	356.066
4	2006	658,50	272.079	142.814	22.855	437.749	1.347,89	270.786	110.132	22.938	403.856	170,32	23.017	371.481
5	2006	657,69	284.179	134.160	114	418.453	1.349,28	283.512	111.095	142	394.749	175,73	168	372.206
6	2006	659,09	282.872	32.841	46	315.758	1.352,20	280.828	29.393	26	310.246	172,06	7	305.005
7	2006	641,63	284.717	11.201	61	295.979	1.326,72	281.645	10.860	84	292.589	171,79	106	289.415
8	2006	657,05	285.497	41.337	1.144	327.978	1.392,88	282.861	32.499	908	316.269	171,93	698	305.813
9	2006	654,78	286.346	189.970	99	476.416	1.391,42	283.624	151.143	123	434.889	171,38	143	397.977
10	2006	656,34	286.353	156.991	80	443.424	1.381,83	284.993	126.261	109	411.363	171,86	134	382.357
11	2006	656,92	287.193	153.521	80	440.794	1.381,22	285.352	123.206	123	408.682	172,14	163	379.557
12	2006	655,50	288.373	163.395	42.268	494.036	1.383,01	285.720	131.047	41.754	458.521	172,25	41.291	426.521



## Félag starfsmanna Alþingis

Kaupmáttur miðast við meðaltal ársins 1991 = 100,00

		<i>Karlar</i>						<i>Allir</i>						<i>Konur</i>				
MA	AR	STG	DL	YL	ÖL	HL	STG	DL	YL	ÖL	HL	Km.Dl.	STG	DL	YL	ÖL	HL	
1	2006	44,16	258.696	23.634	76.538	358.868	105,97	256.470	11.936	67.499	335.904	141,35	61,81	254.879	3.577	61.041	319.497	
2	2006	44,29	257.160	29.206	77.219	363.586	107,37	254.241	21.120	66.001	341.362	140,21	63,08	252.191	15.442	58.124	325.757	
3	2006	44,95	254.534	31.176	73.299	359.010	107,15	252.252	20.022	67.400	339.674	137,60	62,20	250.602	11.961	63.137	325.701	
4	2006	46,68	252.834	24.408	207.760	485.002	109,48	251.891	15.757	206.148	473.795	135,85	62,80	251.189	9.327	204.950	465.466	
5	2006	47,67	283.509	38.265	50.217	371.991	110,55	281.347	22.659	47.866	351.871	149,53	62,88	279.708	10.829	46.083	336.619	
6	2006	48,16	278.314	26.727	45.278	350.319	111,02	279.254	17.527	50.633	347.415	146,71	62,86	279.975	10.478	54.736	345.189	
7	2006	49,39	277.598	17.347	45.378	340.323	111,24	279.371	9.353	43.659	332.383	146,11	61,85	280.787	2.970	42.286	326.043	
8	2006	48,37	280.252	20.631	46.474	347.357	110,65	279.961	10.224	45.343	335.529	145,91	62,28	279.736	2.141	44.465	326.343	
9	2006	44,64	287.594	13.755	49.450	350.799	107,58	282.801	7.728	46.044	336.573	146,53	62,94	279.401	3.454	43.629	326.485	
10	2006	47,06	290.557	18.469	53.630	362.656	110,76	287.092	12.114	46.909	346.114	148,45	63,70	284.532	7.419	41.943	333.894	
11	2006	48,93	290.773	23.559	54.482	368.814	113,00	287.805	18.359	45.748	351.912	148,87	64,07	285.539	14.387	39.076	339.002	
12	2006	49,94	297.687	27.417	90.254	415.357	115,65	290.830	21.672	86.201	398.703	150,34	65,71	285.619	17.306	83.120	386.045	

## Félag íslenskra flugumferðarstjóra

		<i>Karlar</i>					<i>Allir</i>					<i>Konur</i>					
MA	AR	STG	DL	YL	ÖL	HL	STG	DL	YL	ÖL	HL	Km.Dl.	STG	DL	YL	ÖL	HL
1	2006	84,40	385.811	147.513	168.409	701.733	110,66	380.453	131.175	162.646	674.274	250,55	26,26	363.233	78.659	144.123	586.014
2	2006	82,20	393.081	148.591	144.122	685.794	107,92	381.652	132.616	139.200	653.468	251,50	25,72	345.126	81.561	123.468	550.155
3	2006	83,86	390.893	152.443	143.664	687.000	109,51	378.668	134.731	138.472	651.870	246,82	25,65	338.699	76.820	121.496	537.014
4	2006	84,77	387.592	129.194	177.777	694.563	109,42	375.671	114.236	172.892	662.799	242,09	24,65	334.679	62.797	156.092	553.568
5	2006	84,00	436.278	145.054	157.613	738.946	109,97	422.952	128.390	152.064	703.405	268,60	25,97	379.850	74.496	134.116	588.462
6	2006	82,43	439.779	155.446	180.348	775.574	108,08	427.299	134.378	172.390	734.066	268,24	25,65	387.190	66.670	146.816	600.675
7	2006	83,63	439.373	182.376	162.702	784.451	110,02	427.456	151.324	156.749	735.530	267,13	26,39	389.689	52.918	137.883	580.490
8	2006	83,85	440.624	147.902	160.938	749.464	110,50	428.251	130.690	155.570	714.511	266,70	26,65	389.323	76.537	138.683	604.542
9	2006	80,54	444.337	148.263	162.939	755.539	107,20	430.660	122.075	156.412	709.147	266,62	26,65	389.323	42.926	136.685	568.934
10	2006	82,33	442.027	157.322	162.126	761.475	108,33	432.803	136.336	157.626	726.765	267,40	26,00	403.598	69.894	143.380	616.871
11	2006	82,62	444.085	168.104	163.295	775.483	111,23	430.480	145.568	157.071	733.119	266,07	28,60	391.181	80.472	139.093	610.746
12	2006	80,68	443.662	209.664	243.606	896.932	109,69	428.511	178.569	232.945	840.025	264,68	29,00	386.361	92.070	203.290	681.721

## Kjarafélag Tæknifræðingafélags Íslands

MA	AR	<i>Karlar</i>				
		STG	DL	YL	ÖL	HL
1	2006					
2	2006					
3	2006					
4	2006					
5	2006					
6	2006					
7	2006					
8	2006					
9	2006					
10	2006					
11	2006					
12	2006					

<i>Allir</i>						
STG	DL	YL	ÖL	HL	Km.Dl.	
112,11	301.292	111.355	6.398	419.045	164,24	
111,60	300.861	118.976	6.895	426.732	164,11	
113,09	301.568	115.881	14.551	432.000	162,71	
109,21	301.235	121.430	31.029	453.693	160,69	
108,10	344.525	111.354	4.377	460.256	181,11	
102,80	349.810	127.882	4.290	481.983	181,77	
110,49	344.120	106.666	4.946	455.732	178,01	
109,81	343.999	104.730	1.251	449.980	177,33	
108,38	344.830	115.279	3.607	463.716	176,72	
107,43	346.588	115.017	4.288	465.892	177,25	
107,88	347.823	115.038	2.670	465.532	177,95	
108,30	350.683	122.560	45.734	518.976	179,30	

<i>Konur</i>					
STG	DL	YL	ÖL	HL	

## Læknafélag Íslands

MA	AR	<i>Karlar</i>				
		STG	DL	YL	ÖL	HL
1	2006	373,37	448.736	127.027	244.367	820.130
2	2006	384,06	477.070	132.287	299.021	908.378
3	2006	375,13	482.997	148.233	346.963	978.193
4	2006	486,47	477.897	131.543	301.290	910.729
5	2006	493,39	477.266	128.632	297.009	902.907
6	2006	514,98	468.775	117.980	285.800	872.555
7	2006	529,02	464.996	112.361	270.662	848.019
8	2006	513,62	472.789	117.332	301.983	892.105
9	2006	482,94	482.500	124.157	295.271	901.929
10	2006	490,62	481.891	131.057	314.128	927.076
11	2006	498,45	481.464	127.421	301.410	910.295
12	2006	503,73	481.283	131.707	355.968	968.958

<i>Allir</i>						
STG	DL	YL	ÖL	HL	Km.Dl.	
524,12	430.403	134.882	211.285	776.570	234,63	
533,69	462.234	141.965	253.654	857.853	252,13	
530,91	464.015	157.581	300.812	922.407	250,35	
686,97	461.612	137.869	270.076	869.557	246,24	
691,57	461.019	135.140	263.488	859.646	242,34	
750,80	445.699	121.783	247.620	815.102	231,60	
775,33	442.814	119.650	237.522	799.986	229,07	
749,21	448.949	123.652	262.485	835.087	231,43	
692,19	462.070	131.165	262.500	855.735	236,80	
704,03	462.259	134.071	274.699	871.029	236,41	
715,68	462.117	131.956	260.695	854.768	236,43	
722,82	461.684	137.192	312.224	911.099	236,05	

<i>Konur</i>					
STG	DL	YL	ÖL	HL	
150,75	384.997	154.336	129.349	668.681	
149,63	424.154	166.806	137.213	728.173	
155,78	418.303	180.090	189.678	788.071	
200,50	422.099	153.220	194.343	769.662	
198,18	420.569	151.341	180.033	751.944	
235,82	395.305	130.090	164.244	689.639	
246,30	395.170	135.306	166.342	696.818	
235,60	396.977	137.430	176.376	710.784	
209,25	414.918	147.338	186.863	749.120	
213,42	417.126	141.000	184.056	742.182	
217,23	417.725	142.360	167.271	727.356	
219,09	416.622	149.804	211.647	778.073	

## Starfmannafélag ríkisendurskoðunar

Kaupmáttur miðast við meðaltal ársins 1991 = 100,00

MA	AR	<i>Karlar</i>					<i>Allir</i>						Km.Dl.	<i>Konur</i>				
		STG	DL	YL	ÖL	HL	STG	DL	YL	ÖL	HL	STG		DL	YL	ÖL	HL	
1	2006	27,58	341.573	1.322	84.498	427.393	47,48	312.980	1.169	65.838	379.986	184,28	19,90	273.350	956	39.975	314.281	
2	2006	27,11	342.581	5.933	107.005	455.518	46,54	313.498	4.597	82.274	400.370	184,69	19,44	272.943	2.735	47.787	323.466	
3	2006	26,01	344.104	1.278	108.697	454.079	45,91	313.432	2.583	82.498	398.513	182,65	19,90	273.350	4.288	48.261	325.899	
4	2006	25,60	345.048	2.094	335.751	682.893	45,50	313.690	1.596	281.853	597.140	180,73	19,90	273.350	956	212.518	486.824	
5	2006	25,00	408.659	0	61.583	470.242	44,90	369.170	522	43.141	412.832	209,60	19,90	319.560	1.178	19.972	340.710	
6	2006	26,46	404.855	2.181	56.355	463.391	46,36	368.555	3.243	42.004	413.802	206,84	19,90	320.284	4.656	22.921	347.861	
7	2006	27,00	403.123	1.527	56.373	461.023	46,39	370.426	2.819	40.816	414.061	206,96	19,39	324.901	4.619	19.155	348.674	
8	2006	27,00	403.123	1.527	56.955	461.605	46,72	369.957	2.903	41.092	413.951	205,98	19,72	324.534	4.787	19.367	348.688	
9	2006	25,80	409.181	5.177	57.012	471.371	45,27	371.914	5.440	41.546	418.899	205,86	19,47	322.532	5.789	21.052	349.373	
10	2006	26,13	407.950	2.629	56.867	467.447	45,23	371.198	2.799	40.628	414.625	205,04	19,10	320.927	3.032	18.415	342.373	
11	2006	26,07	408.224	4.806	56.992	470.022	45,17	371.310	3.636	40.679	415.626	205,18	19,10	320.927	2.039	18.415	341.381	
12	2006	25,49	409.733	6.797	100.101	516.632	44,59	371.695	7.724	83.011	462.430	205,26	19,10	320.927	8.960	60.202	390.089	

## Starfsmannafélag sinfóníuhljómsv. Ísl

MA	AR	<i>Karlar</i>					<i>Allir</i>						Km.Dl.	<i>Konur</i>				
		STG	DL	YL	ÖL	HL	STG	DL	YL	ÖL	HL	STG		DL	YL	ÖL	HL	
1	2006	46,30	277.118	3.560	0	280.677	87,55	274.269	3.783	0	278.052	177,60	41,25	271.072	4.034	0	275.106	
2	2006	46,30	276.646	3.088	0	279.734	88,55	273.736	3.494	0	277.230	177,37	42,25	270.547	3.938	0	274.486	
3	2006	47,00	275.908	12.839	0	288.747	89,65	273.204	12.229	0	285.433	175,10	42,66	270.225	11.557	0	281.782	
4	2006	46,30	274.999	2.592	22.064	299.655	89,55	272.648	3.008	21.874	297.530	172,76	43,25	270.132	3.453	21.671	295.255	
5	2006	45,90	274.613	3.360	0	277.973	92,11	272.102	4.116	0	276.218	169,91	46,21	269.607	4.867	0	274.474	
6	2006	45,22	274.814	7.871	0	282.684	90,22	272.359	7.299	0	279.658	168,11	45,00	269.893	6.725	0	276.618	
7	2006	42,36	275.284	2.466	0	277.750	77,77	274.091	3.127	0	277.218	168,42	35,41	272.664	3.917	0	276.581	
8	2006	43,42	275.610	2.406	0	278.016	82,04	274.213	2.964	0	277.178	167,91	38,62	272.643	3.592	0	276.235	
9	2006	47,97	280.595	2.679	0	283.274	88,47	278.545	3.290	0	281.834	169,56	40,50	276.116	4.014	0	280.130	
10	2006	48,37	280.521	16.439	0	296.960	88,97	278.424	16.150	0	294.574	169,14	40,60	275.926	15.805	0	291.731	
11	2006	48,14	280.607	5.479	0	286.087	87,82	278.569	6.250	0	284.819	169,30	39,68	276.097	7.185	0	283.281	
12	2006	49,65	279.791	2.397	38.390	320.578	88,57	278.259	3.331	41.279	322.869	169,00	38,92	276.304	4.523	44.965	325.793	

Stéttarfélag verkfræðinga

MA	AR	<i>Karlar</i>					<i>Allir</i>					Km.Dl.	<i>Konur</i>				
		STG	DL	YL	ÖL	HL	STG	DL	YL	ÖL	HL		STG	DL	YL	ÖL	HL
1	2006	169,71	329.694	111.956	9.857	451.507	198,77	326.594	106.640	9.553	442.786	164,75	29,07	308.494	75.597	7.774	391.865
2	2006	170,85	329.472	116.810	6.370	452.651	199,76	326.829	109.981	6.611	443.421	164,97	28,90	311.209	69.619	8.034	388.862
3	2006	168,29	330.996	119.959	27.300	478.255	197,62	327.438	112.933	28.353	468.724	163,48	29,33	307.020	72.620	34.397	414.037
4	2006	174,28	326.573	123.385	32.981	482.939	204,11	323.526	113.998	32.358	469.882	159,70	29,84	305.728	59.163	28.723	393.614
5	2006	175,75	361.894	103.033	5.126	470.053	206,34	356.655	96.211	5.167	458.033	173,49	30,59	326.551	57.014	5.400	388.965
6	2006	179,96	359.899	99.835	8.508	468.241	208,89	356.298	96.253	8.387	460.938	171,32	28,93	333.896	73.973	7.633	415.502
7	2006	181,91	357.779	92.759	7.570	458.108	212,37	354.032	89.077	7.426	450.534	169,47	30,46	331.651	67.087	6.562	405.299
8	2006	184,87	355.855	96.065	5.306	457.226	214,65	352.719	92.296	5.404	450.419	168,26	29,78	333.251	68.898	6.012	408.162
9	2006	179,06	359.647	100.523	6.582	466.752	209,61	355.368	93.946	6.411	455.724	168,52	30,55	330.287	55.396	5.407	391.089
10	2006	176,91	363.889	107.032	5.491	476.411	206,23	359.886	100.067	5.511	465.464	170,32	29,32	335.733	58.041	5.634	399.408
11	2006	175,71	363.351	105.922	6.523	475.796	204,63	359.815	99.876	6.408	466.099	170,35	28,92	338.331	63.141	5.712	407.184
12	2006	176,00	364.422	104.492	52.151	521.065	204,83	360.936	98.581	52.006	511.523	170,77	28,83	339.647	62.496	51.119	453.263

Kjaranefnd prófessorar Kaupmáttur miðast við meðaltal ársins 1997 = 100,00.

MA	AR	<i>Karlar</i>					<i>Allir</i>					Km.Dl.	<i>Konur</i>				
		STG	DL	YL	ÖL	HL	STG	DL	YL	ÖL	HL		STG	DL	YL	ÖL	HL
1	2006	168,82	415.072	76.702	18.079	509.854	207,65	413.912	69.287	17.860	501.059	197,69	38,83	408.869	37.047	16.905	462.821
2	2006	167,05	416.054	46.222	19.074	481.350	205,88	414.699	42.354	18.665	475.718	198,19	38,83	408.869	25.716	16.905	451.490
3	2006	168,23	413.609	46.374	18.175	478.158	207,06	412.720	43.449	18.241	474.410	195,10	38,83	408.869	30.779	18.525	458.173
4	2006	169,23	413.643	45.412	18.617	477.672	208,06	412.752	48.388	18.434	479.574	192,91	38,83	408.869	61.354	17.637	487.860
5	2006	170,01	413.475	45.559	18.380	477.413	208,84	412.789	43.343	18.306	474.438	190,12	38,83	409.784	33.641	17.985	461.410
6	2006	169,01	413.634	49.636	16.441	479.711	206,84	413.018	53.447	16.709	483.174	188,04	37,83	410.266	70.475	17.906	498.647
7	2006	168,58	425.760	51.894	18.536	496.190	205,41	425.283	49.416	18.609	493.308	192,75	36,83	423.099	38.075	18.944	480.119
8	2006	169,00	425.805	52.406	20.926	499.137	205,38	426.828	50.357	20.617	497.802	192,78	36,38	431.579	40.839	19.181	491.599
9	2006	168,51	430.312	48.962	20.230	499.504	206,39	430.384	46.515	20.211	497.110	193,25	37,88	430.702	35.631	20.129	486.461
10	2006	166,80	445.393	51.267	22.187	518.847	205,52	444.793	48.857	21.852	515.502	199,31	38,71	442.206	38.472	20.407	501.085
11	2006	166,80	445.393	50.625	21.646	517.664	205,41	445.874	48.739	21.097	515.710	199,87	38,61	447.951	40.591	18.725	507.267
12	2006	166,80	445.393	56.330	82.885	584.609	204,96	446.844	66.860	82.615	596.320	200,17	38,16	453.186	112.887	81.435	647.509

## Kjaradómuraðrir

		<i>Karlar</i>						<i>Allir</i>						<i>Konur</i>				
MA	AR	STG	DL	YL	ÖL	HL	STG	DL	YL	ÖL	HL	Km.Dl.	STG	DL	YL	ÖL	HL	
1	2006	57,83	515.719	0	54.102	569.822	85,34	505.047	0	50.630	555.677	146,41	27,51	482.611	0	43.328	525.939	
2	2006	58,72	498.205	0	52.437	550.642	88,05	487.960	0	48.280	536.240	141,55	29,32	467.443	0	39.956	507.398	
3	2006	59,86	491.467	0	51.439	542.906	91,00	480.352	0	46.908	527.260	137,82	31,14	458.983	0	38.198	497.181	
4	2006	57,80	492.694	0	62.110	554.804	86,17	480.665	0	58.690	539.355	136,35	28,37	456.158	0	51.722	507.880	
5	2006	56,83	496.615	0	52.062	548.677	84,88	484.386	0	49.019	533.405	135,41	28,05	459.604	0	42.853	502.457	
6	2006	58,11	496.554	0	50.919	547.473	86,97	484.756	0	47.840	532.597	133,95	28,86	461.004	0	41.641	502.646	
7	2006	57,20	509.842	0	52.278	562.121	85,31	497.431	0	48.835	546.266	136,84	28,11	472.175	0	41.828	514.003	
8	2006	57,25	510.742	0	54.731	565.473	85,37	498.246	0	50.659	548.905	136,59	28,12	472.810	0	42.370	515.181	
9	2006	57,31	511.943	0	53.892	565.835	86,34	499.325	0	48.868	548.193	136,08	29,03	474.416	0	38.951	513.368	
10	2006	57,28	530.094	0	56.951	587.045	87,89	517.218	0	49.230	566.448	140,67	30,62	493.129	0	34.787	527.915	
11	2006	58,00	525.794	0	56.446	582.240	88,23	512.971	0	49.177	562.148	139,57	30,23	488.370	0	35.230	523.599	
12	2006	56,37	529.419	0	126.536	655.955	86,11	516.205	0	114.845	631.050	140,35	29,74	491.157	0	92.684	583.841	

## Kjaranefnd aðrir Kaupmáttur miðast við 03/1993 = 100,00

		<i>Karlar</i>						<i>Allir</i>						<i>Konur</i>				
MA	AR	STG	DL	YL	ÖL	HL	STG	DL	YL	ÖL	HL	Km.Dl.	STG	DL	YL	ÖL	HL	
1	2006	263,70	501.932	14.437	113.558	629.926	340,00	496.197	14.535	112.832	623.565	183,57	76,30	476.378	14.877	110.324	601.578	
2	2006	267,63	502.003	14.781	109.368	626.152	345,93	496.524	14.735	109.809	621.068	183,80	78,30	477.795	14.576	111.317	603.689	
3	2006	270,45	501.414	16.028	112.224	629.665	348,55	496.320	15.774	112.630	624.724	181,73	78,10	478.683	14.893	114.037	607.614	
4	2006	269,59	502.222	15.014	109.845	627.081	348,05	496.904	14.794	110.794	622.491	179,89	78,46	478.629	14.035	114.056	606.720	
5	2006	267,60	504.925	14.890	113.082	632.896	344,60	498.896	14.678	116.284	629.858	177,98	77,00	477.945	13.944	127.411	619.300	
6	2006	267,83	504.847	14.289	110.923	630.060	344,87	498.928	13.921	111.090	623.938	175,94	77,04	478.349	12.640	111.669	602.658	
7	2006	272,50	519.998	15.033	112.186	647.217	346,54	514.350	14.162	112.832	641.344	180,57	74,04	493.563	10.954	115.210	619.728	
8	2006	270,89	520.700	15.362	115.413	651.474	346,99	514.824	14.403	115.579	644.806	180,11	76,10	493.909	10.991	116.170	621.070	
9	2006	272,50	519.181	16.925	113.438	649.544	350,51	513.839	15.646	114.083	643.567	178,71	78,02	495.177	11.177	116.335	622.690	
10	2006	273,84	536.727	16.627	120.695	674.050	353,89	531.833	15.550	120.576	667.959	184,59	80,05	515.092	11.863	120.169	647.124	
11	2006	271,30	535.972	16.894	121.120	673.986	352,07	531.125	15.568	120.910	667.603	184,41	80,77	514.845	11.115	120.204	646.164	
12	2006	267,48	536.963	38.061	199.432	774.457	347,48	531.875	34.344	198.984	765.203	184,55	80,00	514.860	21.916	197.486	734.262	

# Ýmsir, ríkisstarfsmenn árið 2006

Után félaga

Kjarlar		Allir					Konur					
MA	AR	STG	DL	YL	ÖL	HL	STG	DL	YL	ÖL	HL	
1	2006	61,30	371.800	117.692	32.579	522.070	73,30	366.945	111.444	30.639	509.029	159,99
2	2006	62,00	371.287	125.358	29.423	526.068	74,00	367.036	119.662	28.013	514.710	160,13
3	2006	62,00	370.882	122.744	29.423	523.049	73,58	367.154	117.028	28.172	512.353	158,44
4	2006	61,12	370.634	128.350	46.758	545.742	72,99	366.591	120.443	45.845	532.878	156,40
5	2006	58,12	408.891	118.121	41.142	568.154	70,12	404.155	112.556	39.423	556.134	169,92
6	2006	57,96	413.850	111.735	35.262	560.847	69,96	408.253	106.975	34.547	549.775	169,67
7	2006	58,83	426.403	108.936	41.379	576.718	70,83	423.077	106.097	39.794	568.967	175,04
8	2006	57,09	429.465	105.413	42.228	577.105	69,09	425.523	102.417	40.456	568.396	175,45
9	2006	56,79	422.532	109.061	46.149	577.743	67,88	418.307	106.724	42.557	567.588	171,46
10	2006	54,34	422.823	122.615	38.742	584.180	65,34	419.116	119.808	36.281	575.205	171,44
11	2006	54,90	425.412	124.952	40.457	590.821	65,89	421.455	123.140	37.731	582.326	172,46
12	2006	53,86	426.859	136.958	96.774	660.591	65,86	424.218	131.890	93.471	649.580	173,48

Kjaradómur, dómarar

Kjarlar		Allir					Konur					
MA	AR	STG	DL	YL	ÖL	HL	STG	DL	YL	ÖL	HL	
1	2006	35,00	533.752	443	249.717	783.912	50,00	529.678	620	244.304	774.602	230,94
2	2006	33,00	507.892	1.038	228.308	737.238	48,00	503.220	1.836	223.872	728.928	219,54
3	2006	33,00	507.892	890	219.292	728.075	49,00	502.571	899	221.031	724.501	216,87
4	2006	33,00	507.892	2.522	242.299	752.713	49,00	502.571	2.698	235.811	741.080	214,42
5	2006	33,00	507.892	1.780	224.120	733.792	49,00	505.726	2.498	218.518	726.742	212,62
6	2006	33,00	507.892	0	226.707	734.600	49,02	505.713	300	220.523	726.536	210,18
7	2006	33,00	523.129	2.751	236.130	762.010	49,00	520.551	3.190	229.527	753.269	215,37
8	2006	34,00	523.577	1.335	235.219	760.131	49,00	521.629	1.235	225.774	748.638	215,07
9	2006	34,00	522.025	1.335	228.969	752.328	49,00	520.551	2.779	225.397	748.726	213,36
10	2006	34,55	540.209	2.117	234.200	776.526	50,55	538.175	2.170	228.157	768.502	220,14
11	2006	35,19	539.632	5.345	238.839	783.817	51,19	537.804	3.674	227.367	768.845	220,07
12	2006	36,00	539.209	1.741	299.105	840.055	52,00	537.539	2.713	296.498	836.750	219,82

## Kjaranefnd prestar Þjóðkirkjunnar

Kaupmáttur miðast við 01/1993=100,00 og tvöfalld kaup greiðist í febrúar ár hvert sem og stöðugildi

		<b>Karlar</b>					<b>Allir</b>					<b>Konur</b>					
MA	AR	STG	DL	YL	ÖL	HL	STG	DL	YL	ÖL	HL	Km.DI.	STG	DL	YL	ÖL	HL
1	2006	104,18	375.803	0	129.164	504.967	143,36	373.960	0	123.930	497.890	249,47	39,18	369.059	0	110.011	479.070
2	2006	105,37	375.688	0	125.993	501.681	144,37	373.902	0	121.714	495.616	249,59	39,00	369.079	0	110.152	479.231
3	2006	105,37	372.224	0	126.276	498.500	145,37	371.330	0	121.801	493.131	245,18	40,00	368.977	0	110.010	478.987
4	2006	106,47	372.369	0	124.327	496.696	147,35	371.404	0	120.269	491.673	242,45	40,88	368.890	0	109.699	478.589
5	2006	103,33	372.591	0	128.911	501.502	142,74	373.143	0	125.235	498.378	240,04	39,41	374.591	0	115.594	490.184
6	2006	103,13	372.604	0	123.826	496.430	142,27	374.196	0	121.035	495.230	237,95	39,15	378.389	0	113.681	492.070
7	2006	105,88	383.688	0	125.454	509.142	145,69	382.895	0	122.449	505.343	242,39	39,81	380.785	0	114.454	495.239
8	2006	107,13	383.544	0	123.890	507.434	147,38	382.579	0	121.263	503.842	241,35	40,26	380.012	0	114.272	494.284
9	2006	105,79	383.152	0	124.571	507.723	146,29	381.997	0	120.171	502.168	239,57	40,50	378.980	0	108.677	487.657
10	2006	105,43	398.214	0	129.694	527.908	144,93	396.627	0	127.344	523.971	248,23	39,50	392.390	0	121.073	513.463
11	2006	106,36	398.139	0	130.162	528.301	144,87	396.818	0	130.073	526.891	248,45	38,50	393.168	0	129.827	522.994
12	2006	107,89	397.370	0	202.668	600.038	146,89	396.244	0	201.918	598.162	247,93	39,00	393.128	0	199.844	592.971

## Stéttarfélag íslenskra lyfjafraeðinga

Kaupmáttur miðast við meðaltal ársins 1991 = 100,00

		<b>Karlar</b>					<b>Allir</b>					<b>Konur</b>					
MA	AR	STG	DL	YL	ÖL	HL	STG	DL	YL	ÖL	HL	Km.DI.	STG	DL	YL	ÖL	HL
1	2006						38,61	400.535	38.161	25.432	464.128	181,67					
2	2006						38,69	402.828	51.855	19.496	474.179	182,83					
3	2006						38,67	405.494	38.947	22.903	467.345	182,03					
4	2006						36,76	404.355	42.380	52.156	498.891	179,47					
5	2006						38,88	417.573	26.296	24.416	468.286	182,64					
	2006						39,95	414.491	36.812	23.705	475.008	179,21					
7	2006						40,98	408.885	21.711	21.619	452.216	175,99					
8	2006						39,03	409.178	22.458	24.576	456.213	175,51					
9	2006						38,63	418.678	27.077	20.831	466.585	178,52					
10	2006						38,91	416.070	23.175	25.435	464.680	177,05					
11	2006						40,07	414.786	23.902	23.133	461.821	176,57					
12	2006						39,47	414.366	35.179	68.799	518.344	176,28					

Háskólamenn innan BHM hjá Rborg

MA	AR	Karlar					Allir					Km.Dl.	Konur				
		STG	DL	YL	ÖL	HL	STG	DL	YL	ÖL	HL		STG	DL	YL	ÖL	HL
1	2006	58,15	317.279	86.658	2.584	406.521	305,31	270.528	48.467	6.456	325.450	199,87	247	259.528	39.481	7.367	306.376
2	2006	63,15	325.654	85.808	6.433	417.895	316,57	297.480	52.270	9.355	359.105	219,92	253	290.459	43.913	10.084	344.455
3	2006	62,52	326.588	86.898	19.914	433.400	317,63	298.529	53.692	12.946	365.167	218,29	255	291.652	45.555	11.238	348.445
4	2006	63,00	327.099	84.433	22.698	434.230	314,56	299.758	49.872	27.704	377.334	216,71	252	292.910	41.217	28.957	363.085
5	2006	62,91	330.959	85.058	4.367	420.384	317,33	300.012	54.887	24.661	379.561	213,74	254	292.360	47.427	29.680	369.466
6	2006	64,82	327.294	85.196	9.746	422.236	326,83	298.913	50.747	17.237	366.897	210,51	262	291.891	42.226	19.090	353.207
7	2006	63,51	333.594	81.931	5.455	420.980	321,69	301.534	44.439	43.078	389.051	211,40	258	293.648	35.217	52.332	381.197
8	2006	65,89	327.380	73.891	5.334	406.605	330,59	299.208	39.719	17.707	356.634	209,04	265	292.195	31.212	20.787	344.195
9	2006	64,65	329.762	96.846	6.310	432.918	328,48	302.056	50.734	17.215	370.004	209,79	264	295.266	39.434	19.887	354.588
10	2006	67,09	329.799	85.695	7.248	422.742	334,99	302.092	50.283	17.966	370.340	209,39	268	295.153	41.415	20.650	357.218
11	2006	65,36	328.700	86.759	-3.828	411.631	334,51	302.340	51.425	-15.785	337.979	209,64	269	295.938	42.844	-18.689	320.094
12	2006	65,65	329.009	89.634	47.625	466.268	335,48	302.921	50.902	2.474	356.297	209,91	270	296.574	41.478	-8.511	329.541

Háskólamenn utan bandalaga hjá Rborg

MA	AR	Karlar					Allir					Km.Dl.	Konur				
		STG	DL	YL	ÖL	HL	STG	DL	YL	ÖL	HL		STG	DL	YL	ÖL	HL
1	2006						47,96	352.496	143.091		322	495.909	185,90				
2	2006						44,71	356.072	174.307		85.748	616.128	187,90				
3	2006						44,71	356.838	156.442		0	513.281	186,26				
4	2006						46,16	355.921	156.124		21.693	533.738	183,68				
5	2006						45,19	356.386	143.238		467	500.090	181,24				
6	2006						44,71	357.578	149.878		0	507.456	179,76				
7	2006						44,71	357.578	143.160		0	500.738	178,95				
8	2006						43,71	357.661	132.248		0	489.910	178,37				
9	2006						43,67	359.176	153.291		846	513.313	178,07				
10	2006						43,42	359.841	176.775		1.317	537.933	178,04				
11	2006						43,70	358.033	154.336		0	512.368	177,21				
12	2006						43,70	358.033	148.159		45.215	551.407	177,10				



## Starfsmannafélag Reykjavíkurborgar, alls

MA	AR	<i>Karlar</i>					<i>Allir</i>						<i>Konur</i>				
		STG	DL	YL	ÖL	HL	STG	DL	YL	ÖL	HL	Km.DI.	STG	DL	YL	ÖL	HL
1	2006	735,39	200.272	86.709	22.061	309.043	2.030,67	199.291	53.913	12.033	265.236	182,99	1.295,28	198.733	35.292	6.339	240.365
2	2006	742,00	200.899	80.715	62.815	344.429	2.039,25	199.532	50.994	52.137	302.663	183,32	1.297,25	198.751	33.994	46.030	278.774
3	2006	752,89	200.605	77.913	21.756	300.274	2.063,26	199.177	50.840	12.153	262.171	181,01	1.310,37	198.357	35.285	6.636	240.277
4	2006	741,26	201.591	88.151	41.981	331.722	2.049,85	200.172	54.654	32.176	287.003	179,85	1.308,60	199.369	35.680	26.622	261.671
5	2006	748,35	199.845	88.293	20.301	308.438	2.090,83	198.202	55.651	11.217	265.070	175,49	1.342,49	197.287	37.456	6.153	240.895
6	2006	975,13	184.609	63.159	15.868	263.636	2.560,76	185.618	42.968	9.743	238.329	162,46	1.585,63	186.239	30.550	5.976	222.765
7	2006	933,55	187.417	58.946	15.482	261.845	2.427,77	187.746	38.547	9.618	235.911	163,59	1.494,22	187.951	25.803	5.954	219.708
8	2006	760,11	199.685	64.602	17.797	282.084	2.079,25	197.485	41.302	10.911	249.698	171,48	1.319,15	196.217	27.876	6.944	231.037
9	2006	698,81	204.794	79.626	21.346	305.765	1.983,01	201.936	49.559	12.164	263.659	174,31	1.284,20	200.380	33.199	7.168	240.747
10	2006	706,55	205.064	80.307	21.551	306.922	1.993,81	201.721	52.008	12.014	265.743	173,77	1.287,26	199.887	36.475	6.779	243.140
11	2006	719,91	204.868	82.184	21.798	308.850	2.012,79	201.400	53.013	12.018	266.431	173,56	1.292,88	199.470	36.770	6.571	242.811
12	2006	715,25	204.933	79.593	63.265	347.791	2.003,71	201.806	50.405	52.757	304.968	173,79	1.288,46	200.070	34.203	46.924	281.197

## Starfsmannafélag Reykjavíkurborgar, án háskólahóps

MA	AR	<i>Karlar</i>					<i>Allir</i>						<i>Konur</i>				
		STG	DL	YL	ÖL	HL	STG	DL	YL	ÖL	HL	Km.DI.	STG	DL	YL	ÖL	HL
1	2006	657,55	189.859	88.100	23.127	301.086	1.712,20	186.492	55.052	12.742	254.286	179,54	1.054,65	184.393	34.447	6.268	225.108
2	2006	666,18	190.632	80.895	63.497	335.024	1.727,62	187.023	50.948	52.774	290.745	180,17	1.061,44	184.757	32.153	46.043	262.954
3	2006	674,14	190.165	77.338	22.793	290.296	1.741,14	186.396	50.363	12.873	249.632	177,61	1.067,01	184.015	33.320	6.606	223.941
4	2006	662,12	190.972	88.278	43.109	322.359	1.723,85	187.356	54.910	32.833	275.100	176,51	1.061,73	185.101	34.101	26.425	245.627
5	2006	666,86	189.326	88.539	21.471	299.336	1.761,11	185.510	56.423	12.040	253.973	172,22	1.094,25	183.185	36.850	6.293	226.328
6	2006	892,02	175.094	61.655	16.423	253.172	2.223,94	173.720	41.672	10.260	225.652	159,42	1.331,92	172.799	28.289	6.133	207.221
7	2006	850,58	177.568	57.620	15.863	251.050	2.100,55	175.447	37.607	10.017	223.071	160,28	1.249,97	174.004	23.989	6.038	204.032
8	2006	677,25	188.939	64.328	18.645	271.912	1.755,58	184.503	40.959	11.536	236.999	167,97	1.078,33	181.718	26.282	7.072	215.071
9	2006	614,35	193.534	80.299	22.587	296.420	1.642,73	188.624	49.837	13.046	251.507	170,72	1.028,38	185.690	31.639	7.347	224.675
10	2006	615,38	193.671	80.514	22.975	297.160	1.642,44	188.538	51.591	12.950	253.079	170,29	1.027,07	185.462	34.261	6.944	226.668
11	2006	627,95	193.847	81.445	23.267	298.560	1.659,68	188.314	52.344	13.072	253.731	170,15	1.031,74	184.947	34.632	6.868	226.447
12	2006	625,90	193.820	79.666	64.953	338.438	1.649,03	188.723	50.359	53.855	292.936	170,41	1.023,14	185.605	32.430	47.065	265.101

Starfsmannafélag Reykjavíkurborgar, háskólahópur

MA	AR	<i>Karlar</i>					<i>Allir</i>						<i>Konur</i>				
		STG	DL	YL	ÖL	HL	STG	DL	YL	ÖL	HL	Km.Dl.	STG	DL	YL	ÖL	HL
1	2006	77,84	288.237	74.959	13.061	376.257	318,48	268.097	47.788	8.219	324.104	176,70	240,63	261.582	38.998	6.653	307.233
2	2006	75,82	291.111	79.139	56.819	427.070	311,62	268.885	51.246	48.607	368.738	177,33	235,81	261.739	42.277	45.967	349.983
3	2006	78,76	289.974	82.836	12.879	385.689	322,12	268.265	53.419	8.261	329.944	175,00	243,36	261.239	43.899	6.766	311.904
4	2006	79,14	290.435	87.087	32.539	410.061	326,01	267.942	53.301	28.700	349.943	172,81	246,87	260.731	42.470	27.470	330.671
5	2006	81,49	285.928	86.272	10.732	382.933	329,72	265.995	51.529	6.820	324.344	169,06	248,23	259.451	40.123	5.536	305.111
6	2006	83,11	286.732	79.307	9.907	375.946	336,82	264.182	51.523	6.326	322.031	165,98	253,71	256.795	42.422	5.153	304.369
7	2006	82,97	288.382	72.539	11.580	372.502	327,23	266.692	44.580	7.061	318.333	166,80	244,25	259.324	35.083	5.525	299.932
8	2006	82,86	287.519	66.840	10.869	365.228	323,68	267.893	43.163	7.521	318.578	166,97	240,82	261.141	35.017	6.369	302.527
9	2006	84,46	286.704	74.725	12.318	373.747	340,27	266.202	48.220	7.906	322.328	164,94	255,82	259.433	39.470	6.450	305.352
10	2006	91,17	281.963	78.909	11.937	372.810	351,36	263.347	53.957	7.635	324.938	162,84	260,19	256.824	45.213	6.127	308.164
11	2006	91,96	280.123	87.225	11.766	379.114	353,11	262.908	56.156	7.059	326.122	162,63	261,15	256.845	45.215	5.402	307.462
12	2006	89,35	282.782	79.082	51.440	413.304	354,68	262.631	50.622	47.655	360.908	162,35	265,33	255.846	41.038	46.380	343.264

Félag leikskólakennara hjá Reykjavíkurborg

MA	AR	<i>Karlar</i>					<i>Allir</i>						<i>Konur</i>				
		STG	DL	YL	ÖL	HL	STG	DL	YL	ÖL	HL	Km.Dl.	STG	DL	YL	ÖL	HL
1	2006						478,63	257.442	16.997	2.121	276.560	204,36					
2	2006						480,70	257.969	18.409	1.907	278.285	204,91					
3	2006						478,06	258.073	21.514	25.396	304.983	202,76					
4	2006						474,26	257.818	18.187	25.556	301.561	200,27					
5	2006						476,64	256.847	14.778	13.424	285.050	196,61					
6	2006						482,88	255.718	18.505	13.354	287.576	193,50					
7	2006						467,72	257.000	11.096	14.743	282.838	193,59					
8	2006						467,54	258.179	8.174	13.624	279.977	193,81					
9	2006						487,87	257.748	16.784	13.354	287.886	192,35					
10	2006						491,91	288.847	25.418	13.088	327.353	215,11					
11	2006						490,76	289.118	26.924	12.984	329.026	215,40					
12	2006						489,16	289.460	24.499	51.748	365.707	215,51					

## Sjúkraliðafélag Íslands hjá Rborg

		<b>Karlar</b>					<b>Allir</b>					<b>Konur</b>					
MA	AR	STG	DL	YL	ÖL	HL	STG	DL	YL	ÖL	HL	Km.Dl.	STG	DL	YL	ÖL	HL
1	2006						41,75	201.481	69.100	32.396	302.977	198,89					
2	2006						43,77	204.386	41.985	38.154	284.525	201,88					
3	2006						44,14	204.909	44.685	32.694	282.287	200,20					
4	2006						44,68	204.469	39.989	60.211	304.670	197,51					
5	2006						46,96	213.994	95.142	34.366	343.502	203,70					
6	2006						49,12	211.381	48.460	34.914	294.755	198,90					
7	2006						49,18	210.773	30.199	29.498	270.470	197,44					
8	2006						47,01	211.537	45.919	25.077	282.532	197,47					
9	2006						44,67	214.395	53.702	34.882	302.979	198,96					
10	2006						46,34	213.774	46.418	33.968	294.160	197,97					
11	2006						46,16	214.239	52.201	36.174	302.614	198,48					
12	2006						45,91	214.640	32.689	68.599	315.928	198,72					

## Grunnskólar, Reykjavíkurborg

Kaupmáttur miðast við 08/1996 = 100,00

		<b>Karlar</b>					<b>Allir</b>					<b>Konur</b>					
MA	AR	STG	DL	YL	ÖL	HL	STG	DL	YL	ÖL	HL	Km.Dl.	STG	DL	YL	ÖL	HL
1	2006	290,27	270.766	55.739	74	326.580	1.538,88	256.849	41.163	-2.926	295.085	178,65	1.248,61	253.613	37.774	-3.624	287.763
2	2006	291,63	272.196	61.273	94	333.564	1.542,33	257.296	44.366	-2.888	298.774	179,07	1.250,70	253.821	40.424	-3.583	290.662
3	2006	295,37	270.916	66.952	93	337.961	1.554,42	256.968	49.337	-2.866	303.440	176,90	1.259,05	253.696	45.205	-3.560	295.341
4	2006	289,03	271.769	64.699	95	336.563	1.539,71	257.361	45.388	-2.923	299.826	175,16	1.250,69	254.032	40.925	-3.621	291.336
5	2006	293,38	269.640	72.036	49.842	391.517	1.541,54	256.993	51.667	48.117	356.776	172,37	1.248,17	254.020	46.879	47.711	348.610
6	2006	287,80	268.485	17.773	9	286.267	1.526,98	256.411	14.503	-3.207	267.707	170,00	1.239,18	253.607	13.743	-3.954	263.396
7	2006	286,18	269.889	2.958	0	272.847	1.525,09	257.071	1.010	-3.213	254.868	169,67	1.238,91	254.110	560	-3.955	250.716
8	2006	293,51	270.494	18.061	-929	287.626	1.521,27	257.155	12.676	-1.059	268.772	169,14	1.227,76	253.966	11.388	-1.089	264.264
9	2006	292,39	272.963	54.726	-711	326.978	1.504,08	257.619	39.590	-990	296.219	168,45	1.211,69	253.916	35.937	-1.057	288.797
10	2006	296,92	271.500	59.945	-433	331.013	1.516,58	257.511	44.672	-1.005	301.179	168,03	1.219,66	254.106	40.954	-1.144	293.916
11	2006	295,30	272.112	61.826	-461	333.477	1.513,56	258.170	45.963	-947	303.186	168,53	1.218,26	254.791	42.118	-1.065	295.844
12	2006	292,32	273.830	59.174	51.230	384.234	1.504,62	258.573	44.333	51.168	354.074	168,68	1.212,30	254.894	40.754	51.154	346.802

## 4. Ýmislegt

### 4.1 Vísitala neysluverðs (framfærsluvísitala) með grunn 1981:

Hér að neðan er yfirlit yfir þróun vísitölu neysluverðs, eins og hún er útgefin af Hagstofu Íslands.

Þessi grunnur er notaður í útreikningum KOS, þegar vegið er með neysluverðs-vísitölunni.

Vísitala neysluverðs frá 1981 samkvæmt Hagstofu Íslands

Álm.	jan.	feb.	mar.	apr.	maí	jún.	júl.	ágú.	sep.	okt.	nóv.	des.
1981	100,00	101,60	104,70	109,40	109,80	115,70	118,30	119,60	124,30	127,50	131,50	138,70
1982	141,10	144,30	152,00	158,80	159,90	168,80	173,60	178,80	194,00	202,10	210,10	221,70
1983	230,90	241,90	267,20	285,40	298,50	327,20	340,00	362,50	365,20	376,50	386,90	391,60
1984	394,40	397,00	401,30	407,00	410,60	420,20	424,10	430,70	433,40	438,20	443,80	465,30
1985	485,40	502,10	515,70	524,40	535,40	545,30	558,50	575,30	590,20	603,30	616,60	632,50
1986	651,10	666,00	655,80	659,80	671,10	675,50	678,40	686,10	694,20	697,20	711,50	718,00
1987	734,60	745,40	756,50	767,00	776,40	791,90	805,80	825,80	835,20	849,00	876,10	893,40
1988	926,60	934,40	943,00	956,60	973,40	1.006,90	1.041,80	1.063,40	1.071,20	1.074,80	1.075,50	1.077,50
1989	1.095,50	1.112,00	1.142,50	1.167,30	1.190,30	1.225,40	1.233,90	1.250,50	1.275,90	1.301,10	1.320,70	1.349,30
1990	1.355,70	1.377,80	1.389,20	1.393,40	1.406,00	1.415,70	1.425,00	1.429,40	1.429,20	1.433,10	1.442,90	1.446,40
1991	1.455,50	1.459,80	1.463,30	1.470,10	1.487,70	1.508,20	1.518,00	1.529,70	1.538,90	1.551,00	1.557,50	1.555,80
1992	1.559,60	1.566,10	1.563,30	1.563,20	1.562,10	1.567,60	1.571,50	1.571,50	1.569,90	1.570,90	1.570,90	1.579,10
1993	1.597,50	1.608,50	1.610,40	1.615,00	1.618,80	1.617,80	1.632,20	1.647,30	1.652,50	1.662,20	1.662,20	1.654,00
1994	1.648,30	1.649,90	1.651,80	1.653,80	1.653,80	1.655,70	1.658,60	1.659,60	1.664,50	1.662,50	1.661,60	1.662,50
1995	1.675,20	1.677,10	1.674,20	1.672,30	1.675,20	1.677,10	1.682,00	1.688,80	1.694,70	1.702,40	1.696,60	1.695,60
1996	1.702,40	1.705,40	1.708,30	1.711,20	1.721,90	1.720,00	1.721,90	1.732,60	1.736,50	1.737,50	1.738,50	1.730,70
1997	1.736,50	1.737,50	1.736,50	1.749,20	1.746,20	1.750,10	1.753,10	1.757,90	1.764,70	1.770,60	1.768,60	1.765,70
1998	1.754,40	1.771,60	1.778,40	1.782,30	1.788,10	1.791,00	1.787,10	1.777,40	1.779,30	1.787,10	1.792,0	1.788,70
1999	1.798,80	1.795,90	1.804,60	1.814,40	1.823,10	1.838,20	1.844,20	1.851,20	1.867,00	1.881,60	1.881,70	1.888,10
2000	1.902,60	1.897,50	1.911,50	1.923,40	1.930,80	1.938,50	1.948,20	1.938,20	1.942,20	1.961,60	1.966,90	1.966,70
2001	1.970,30	1.973,90	1.985,60	2.009,90	2.038,10	2.069,30	2.085,30	2.092,00	2.105,80	2.119,30	2.126,60	2.136,50
2002	2.156,20	2.150,30	2.159,40	2.160,30	2.159,40	2.168,70	2.170,60	2.158,90	2.170,10	2.181,40	2.177,50	2.179,00
2003	2.186,80	2.183,10	2.206,50	2.209,10	2.205,80	2.207,20	2.205,10	2.203,10	2.218,70	2.228,90	2.232,00	2.238,70
2004	2.239,60	2.232,80	2.246,00	2.258,70	2.277,20	2.294,20	2.284,00	2.284,00	2.293,70	2.311,00	2.315,60	2.326,50
2005	2.328,10	2.333,60	2.350,80	2.355,70	2.343,30	2.359,20	2.362,80	2.366,80	2.403,30	2.418,00	2.413,90	2.422,60
2006	2.430,50	2.429,00	2.455,70	2.483,80	2.520,50	2.549,80	2.561,30	2.570,20	2.585,40	2.590,70	2.589,70	2.591,40

## REGLUGERÐ UM NEFND UM KJARARANNSÓKNIR OPINBERRA STARFSMANNA

### 1. gr.

Nefnd um kjararannsóknir opinberra starfsmanna starfar í þeim tilgangi að safna saman og miðla upplýsingum um kjör starfsmanna hjá opinberum aðilum, kjör annarra launþega og þróun launa og kjaramála almennt til þeirra, sem að nefndinni standa, sbr. 4. gr.

### 2. gr.

Nefndin aflar upplýsinga um kjör, sbr. 1. gr., sem hér segir:

1. Með söfnun, skipulagningu og skráningu upplýsinga um laun og önnur kjaraatriði opinberra starfsmanna, sem aðilar að nefndinni leggja henni til.
2. Með öflun og skipulegri skráningu upplýsinga frá öðrum aðilum, sem stunda reglubundnar kjararannsóknir.
3. Með gerð sérstakra athugana, sem aðilar að nefndinni ákveða hverju sinni.

### 3. gr.

Nefndin miðlar upplýsingum til þeirra opinberu vinnuveitenda, sem láta nefndinni í té upplýsingar og stéttarféлага starfsmanna þeirra með reglulegum skýrslum og sérstökum skýrslum eftir því sem við á.

Allar upplýsingar, sem safnað er eða unnar eru á vegum nefndarinnar, aðrar en þær, sem nefndin birtir, sbr. fyrri málsgrein, eru trúnaðarmál og er einstökum aðilum að nefndinni óheimilt að notfæra sér þær eða birta án samþykkis allra nefndarmanna.

### 4. gr.

Nefndin er skipuð 10 fulltrúum. Tveir fulltrúar vinnuveitenda eru tilnefndir af fjármálaráðherra, einn af launanevnd sveitarfélaga, einn af Reykjavíkurborg og einn úr hópi forsvarsmanna sjálfseignarstofnana samkvæmt nánari ákvörðun fjármálaráðherra.

Þrjú fulltrúar launþega skulu tilnefndir af BSRB, einn af BHMR og einn af KÍ. Nefndin skiptir með sér verkum og ákveður sér framkvæmdastjórn.

### 5. gr.

Nefndin setur sér starfsreglur, m.a. um starfssvið og starfshætti og ákveður nánar með hvaða hætti hún hagar störfum að verkefnum skv. 1.-3. grein. Nefndin skal kosta kapps um að skapa einhug um lausn þeirra verkefna sem henni eru falin. Akvarðanir um verkefni og birtingu á niðurstöðum verða ekki teknar með afli atkvæða.

### 6. gr.

Kostnaður vegna starfa nefndarinnar greiðist úr ríkissjóði samkvæmt fjárveitingum í fjárlögum. Nefndin ræður sér sjálf starfsmenn.

### 7. gr.

Reglugerð þessi er sett samkvæmt lögum nr. 94 31. desember 1986, um kjarasamninga opinberra starfsmanna og öðlast þegar gildi.

Fjármálaráðuneytið 7. júlí 1987

Þorsteinn Pálsson (sign)  
Indriði H. Þorláksson (sign)



Kjararannsóknarnefnd  
opinberra starfsmanna  
Borgartúni 21, 105 R.